

Videocard Benchmarks

Over 1,000,000 Video Cards Benchmarked

GPU Compute Benchmark Chart

This chart made up of millions of [PerformanceTest](#) benchmark results and is updated daily with new graphics card benchmarks. Microsoft DirectCompute is a set of DirectX APIs that allow general purpose computing (typically performed by the CPU) to be performed on the GPU. This takes advantage of the enormous parallel computation capacity of GPUs that would be well suited for parallel, computationally-intensive operations. DirectCompute is fully supported on DirectX 11 and above GPUs and partially supported on DirectX 10 GPUs.

Khronos Group's OpenCL is a framework for writing programs that run on compute devices (e.g. CPU or GPU). Starting with PerformanceTest V9, the GPU Compute score includes an OpenCL GPU test in its calculation.


OpenCL and Direct compute are different programming interfaces for compiling and running code on video cards. Once the code is running on the card, the performance should be roughly comparable with either interface. So you should be able to use the GPU compute chart below as a reasonable indication of OpenCL or DirectCompute performance.


| | |
|----------|-------------------|
| G3D Mark | Price Performance |
|----------|-------------------|

PassMark - Direct Compute (Operations / Second)

Top Performing Videocards

| Videocard | Average Ops/Sec | Price (USD) |
|---|-----------------|-------------|
| GeForce RTX 4090 | 28,308 | 1,799.99 |
| RTX 6000 Ada Generation | 23,348 | NA |
| GeForce RTX 4080 | 21,634 | 949.99 |
| GeForce RTX 4080 SUPER | 20,471 | 999.99 |
| GeForce RTX 4070 Ti SUPER | 19,294 | 799.99 |
| GeForce RTX 4070 Ti | 19,012 | 749.99 |
| Radeon RX 7900 XTX | 18,361 | 929.99 |
| GeForce RTX 4070 SUPER | 17,906 | 589.99 |
| GeForce RTX 3090 Ti | 17,557 | 2,055.94* |
| Radeon RX 7900 XT | 17,533 | 699.99 |
| RTX 5000 Ada Generation | 16,955 | NA |
| Radeon PRO W7900 | 16,114 | NA |
| GeForce RTX 3090 | 16,064 | 1,881.01 |
| GeForce RTX 3080 Ti | 16,010 | 1,229.27 |
| Radeon RX 7900 GRE | 15,736 | 549.99 |
| GeForce RTX 3080 12GB | 15,675 | NA |
| Radeon RX 6900 XT | 15,312 | 1,006.30 |
| RTX A6000 | 15,143 | 4,109.99* |

| | | |
|---|---------------|-----------|
| GeForce RTX 4070 | 15,086 | 539.00 |
| GeForce RTX 3080 | 15,046 | 499.99 |
|  Video Card ▼ | | |
| Radeon PRO W7800 | 14,441 | NA |
| Radeon RX 6800 XT | 13,953 | 1,049.02 |
| Radeon RX 7800 XT | 13,668 | 499.99 |
| RTX A5500 | 13,226 | 2,169.99* |
| RTX 4000 Ada Generation | 12,831 | NA |
| Radeon RX 7700 XT | 12,814 | 399.99 |
| GeForce RTX 4090 Laptop GPU | 12,798 | NA |
| RTX A5000 | 12,778 | 2,229.99* |
| GeForce RTX 4060 Ti | 12,517 | 384.99 |
| GeForce RTX 4060 Ti 16GB | 12,411 | 439.99 |
| GeForce RTX 3070 Ti | 12,082 | 585.43 |
| RTX A4500 | 11,954 | 1,079.99* |
| Radeon PRO W6800 | 11,801 | 1,849.99* |
| GeForce RTX 4080 Laptop GPU | 11,776 | NA |
| Radeon PRO W7700 | 11,669 | NA |
| GeForce RTX 3070 | 11,605 | 419.99 |
| Radeon RX 6800 | 11,496 | 409.99 |
| NVIDIA A10G | 11,440 | NA |
| RTX 4000 SFF Ada Generation | 10,743 | NA |
| TITAN V CEO Edition | 10,571 | NA |
| GeForce RTX 2080 Ti | 10,421 | 1,399.99* |
| TITAN RTX | 10,307 | 2,499.00* |
| GeForce RTX 3060 Ti | 10,305 | 319.99 |
| RTX A4000 | 10,165 | 749.99* |
| Radeon RX 6750 XT | 10,095 | 339.99 |
| Quadro RTX 6000 | 9,984 | 6,300.00* |
| Quadro RTX 8000 | 9,894 | 4,741.49* |
| Radeon RX 6700 XT | 9,826 | 549.99 |
| NVIDIA TITAN Xp | 9,743 | 1,645.00* |
| GeForce GTX 1080 Ti | 9,731 | 483.82* |
| TITAN V | 9,685 | 1,999.99* |
| TITAN Xp COLLECTORS EDITION | 9,637 | NA |
| GeForce RTX 4060 | 9,411 | 295.00 |
| RTX 5000 Ada Generation Laptop GPU | 9,384 | NA |
| Radeon RX 7900M | 9,381 | NA |
| Quadro GV100 | 9,336 | 8,999.00* |
| RTX 4000 Ada Generation Laptop GPU | 9,303 | NA |
| Radeon RX 7600 XT | 9,265 | 329.99 |
| NVIDIA TITAN X | 9,224 | 608.10* |
| NVIDIA A40 | 8,942 | NA |
| GeForce RTX 3080 Ti Laptop GPU | 8,836 | NA |
| Radeon RX 7600 | 8,804 | 269.99 |
| Radeon RX 6700 | 8,709 | NA |
| Quadro P6000 | 8,691 | 3,250.00* |
| GeForce RTX 3060 12GB | 8,669 | 259.99 |
| TITAN RTX | 8,579 | 2,499.00* |
| GeForce RTX 2080 SUPER | 8,532 | 684.86* |


| | | |
|---|--------------|---------------------------|
| Radeon PRO W7600 | 8,447 | NA |
| GeForce RTX 3060 8GB | 8,389 | NA |
|  Video Card ▼ | | |
| GeForce RTX 2080 | 8,112 | 800.61* |
| Radeon RX 6650 XT | 7,995 | 375.38 |
| Radeon RX 6600 XT | 7,970 | 449.99 |
| Radeon RX 5700 XT | 7,955 | 436.85* |
| Radeon RX 5700 XT 50th Anniversary | 7,849 | NA |
| GeForce RTX 2070 SUPER | 7,784 | 549.99* |
| GeForce RTX 3070 Ti Laptop GPU | 7,735 | NA |
| Radeon PRO W6600 | 7,689 | NA |
| Radeon VII | 7,655 | 1,899.95* |
| GeForce GTX 1080 | 7,626 | 442.79* |
| RTX A5500 Laptop GPU | 7,618 | NA |
| Radeon Pro Vega II | 7,598 | NA |
| GeForce RTX 3080 Laptop GPU | 7,506 | NA |
| Quadro GP100 | 7,404 | NA |
| RTX 3500 Ada Generation Laptop GPU | 7,247 | NA |
| GeForce GTX 1070 Ti | 7,201 | 569.99* |
| RTX A5000 Laptop GPU | 7,138 | NA |
| Quadro RTX 5000 | 7,131 | NA |
| RTX A4500 Laptop GPU | 7,064 | NA |
| Radeon VII | 7,044 | 1,899.95* |
| GeForce RTX 3070 Laptop GPU | 7,000 | NA |
| Radeon RX 6600 | 6,992 | 329.00* |
| Radeon Pro W5700 | 6,958 | 649.99* |
| GeForce RTX 2060 12GB | 6,919 | NA |
| GeForce RTX 2060 SUPER | 6,889 | 415.98* |
| RTX A4000 Laptop GPU | 6,764 | NA |
| Radeon RX 5700 | 6,763 | 309.99* |
| Intel Arc A770 | 6,754 | 299.99 |
| Radeon RX 6850M XT | 6,747 | NA |
| GeForce RTX 4060 Laptop GPU | 6,739 | NA |
| RTX A2000 12GB | 6,691 | NA |
| GeForce RTX 3050 | 6,668 | 169.99 |
| Radeon RX 5600 XT | 6,605 | 545.00* |
| RTX A2000 | 6,594 | 726.99* |
| GeForce RTX 2070 | 6,536 | 390.59* |
| Quadro P5000 | 6,529 | 1,868.99* |
| GeForce RTX 2080 (Mobile) | 6,528 | NA |
| Radeon RX Vega 64 | 6,486 | 749.99* |
| Radeon Pro VII | 6,415 | NA |
| Quadro RTX 4000 | 6,358 | 899.00* |
| RTX 3000 Ada Generation Laptop GPU | 6,352 | NA |
| Radeon RX 6800S | 6,316 | NA |
| Radeon RX 7700S | 6,197 | NA |
| GeForce GTX 980 Ti | 6,172 | 778.69* |
| GeForce GTX 1070 | 6,103 | 529.99* |
| Radeon RX 6700S | 6,077 | NA |
| Quadro RTX 5000 (Mobile) | 6,068 | NA |


 **Video Card** ▼


| | | |
|--|--------------|---------------------------|
| Radeon RX Vega 56 | 5,991 | 752.99* |
| GeForce RTX 2070 (Mobile) | 5,909 | NA |
| GeForce GTX 1070 (Mobile) | 5,894 | NA |
| Radeon Pro WX 8200 | 5,890 | 1,599.39* |
| Radeon Pro 5700 XT | 5,889 | NA |
| Radeon RX 6650M | 5,874 | NA |
| GeForce RTX 3050 OEM | 5,835 | NA |
| GeForce RTX 4050 Laptop GPU | 5,830 | NA |
| GeForce RTX 3060 Laptop GPU | 5,812 | 309.99* |
| Radeon Vega Frontier Edition | 5,794 | 1,679.99* |
| GeForce GTX 1080 with Max-Q Design | 5,792 | NA |
| GeForce GTX TITAN X | 5,787 | 1,096.99* |
| Radeon RX 6600M | 5,776 | 199.99 |
| RTX A3000 12GB Laptop GPU | 5,735 | NA |
| Intel Arc A750 | 5,701 | 209.70 |
| RTX 2000 Ada Generation Laptop GPU | 5,686 | NA |
| Radeon RX 7600S | 5,668 | NA |
| Radeon Pro Vega 64 | 5,653 | NA |
| GeForce RTX 2060 | 5,593 | 415.70 |
| RTX A3000 Laptop GPU | 5,569 | NA |
| Radeon Pro V520 MxGPU | 5,567 | NA |
| Quadro M6000 | 5,563 | 4,827.53* |
| Radeon Pro WX 9100 | 5,518 | NA |
| Radeon RX 6700M | 5,396 | 269.99 |
| Quadro M6000 | 5,387 | 4,827.53* |
| Radeon RX 5600 | 5,374 | NA |
| Quadro P4200 | 5,333 | NA |
| Radeon RX 7600M XT | 5,330 | NA |
| GeForce GTX 1660 Ti | 5,322 | 328.85* |
| GeForce RTX 2060 (Mobile) | 5,310 | NA |
| Quadro M6000 24GB | 5,292 | NA |
| RadeonT RX 6850M XT | 5,290 | NA |
| Quadro P5200 | 5,279 | NA |
| Quadro P3200 with Max-Q Design | 5,266 | NA |
| Quadro RTX 5000 (Mobile) | 5,242 | NA |
| GeForce RTX 2070 with Max-Q Design | 5,237 | NA |
| Radeon Pro Duo | 5,222 | 3,970.36* |
| Radeon Pro W5500 | 5,222 | 409.99* |
| GeForce GTX 1660 Ti (Mobile) | 5,196 | NA |
| Intel Arc A580 | 5,194 | 179.99 |
| GeForce GTX 1660 SUPER | 5,178 | 219.99 |
| Tesla P100-PCIE-16GB | 5,171 | NA |
| Intel Arc A770M | 5,156 | NA |
| GeForce RTX 2070 Super with Max-Q Design | 5,141 | NA |
| Radeon Pro Vega 56 | 5,134 | NA |
| Quadro P4200 with Max-Q Design | 5,083 | NA |
| Radeon RX 6800M | 5,077 | NA |
| Tesla V100-PCIE-16GB | 5,064 | NA |
| GeForce GTX 1660 | 5,053 | 422.99 |


| | | |
|--|--------------|---------------------------|
| Quadro P4000 | 5,010 | 556.19* |
| GeForce RTX 2080 Super with Max-Q Design | 4,918 | NA |
| GeForce GTX 980 | 4,803 | 247.35* |
| Tesla T4 | 4,772 | 4,420.46* |
| GeForce RTX 2080 with Max-Q Design | 4,751 | 2,099.99* |
| Radeon RX 6500 XT | 4,717 | 189.99 |
| Quadro P5200 with Max-Q Design | 4,709 | NA |
| Intel Arc A730M | 4,685 | NA |
| Tesla P40 | 4,674 | NA |
| Radeon RX 5500 XT | 4,670 | 181.29* |
| GeForce RTX 3050 6GB Laptop GPU | 4,643 | NA |
| Quadro RTX 4000 (Mobile) | 4,597 | NA |
| RTX A2000 8GB Laptop GPU | 4,590 | NA |
| GeForce GTX 1070 (Mobile) | 4,587 | NA |
| Quadro RTX 4000 with Max-Q Design | 4,579 | NA |
| Radeon RX 5600 OEM | 4,567 | NA |
| RTX A1000 6GB Laptop GPU | 4,563 | NA |
| GeForce GTX 1650 SUPER | 4,517 | 208.99 |
| GeForce RTX 2070 (Mobile) | 4,495 | NA |
| Quadro P2200 | 4,476 | 459.80* |
| RTX A2000 Laptop GPU | 4,470 | NA |
| Radeon Pro SSG | 4,404 | 2,410.15* |
| Quadro P5200 with Max-Q Design | 4,378 | NA |
| GeForce GTX 1060 (Mobile) | 4,369 | NA |
| Radeon R9 Fury + Fury X | 4,355 | 449.99* |
| Quadro P4200 with Max-Q Design | 4,347 | NA |
| Radeon RX 5500 | 4,326 | NA |
| GeForce RTX 3050 Ti Laptop GPU | 4,308 | NA |
| GeForce GTX 1060 | 4,299 | 279.99* |
| Radeon RX 5300 | 4,262 | NA |
| Quadro P4200 | 4,261 | NA |
| Radeon R9 Fury X | 4,246 | NA |
| GeForce GTX 1060 5GB | 4,181 | 487.99* |
| Radeon Pro 580 | 4,162 | NA |
| Radeon R9 Fury | 4,154 | 443.10* |
| A10-8Q | 4,147 | NA |
| GeForce GTX Titan | 4,127 | 745.00* |
| Radeon Pro 5500 XT | 4,121 | NA |
| GeForce GTX 1650 (Mobile) | 4,115 | NA |
| GeForce GTX 1060 3GB | 4,114 | 269.99* |
| GeForce GTX 780 Ti | 4,112 | 339.99* |
| GeForce GTX 970 | 4,092 | 237.99* |
| Radeon Pro 5600M | 4,054 | NA |
| Radeon 780M | 4,043 | NA |
| Radeon RX 590 | 4,042 | 549.99* |
| GeForce RTX 2070 with Max-Q Design | 4,037 | NA |
| Quadro M5000 | 4,027 | 499.00* |
| GeForce RTX 2060 (Mobile) | 3,989 | NA |
| Radeon R9 390 | 3,986 | NA |


 **Video Card** ▼


| | | |
|---|--------------|---------------------------|
| Radeon Pro Vega 48 | 3,979 | NA |
| Quadro P2200 | 3,959 | 459.80* |
|  Video Card ▼ | | |
| GeForce GTX 1060 with Max-Q Design | 3,912 | NA |
| RTX A1000 Laptop GPU | 3,880 | NA |
| RadeonT 780M | 3,857 | NA |
| Radeon RX 470/570 | 3,852 | 388.99* |
| Quadro M5500 | 3,848 | NA |
| GeForce RTX 3050 Laptop GPU | 3,822 | 269.99* |
| Tesla M40 | 3,815 | 600.00* |
| Radeon Pro 580X | 3,805 | NA |
| Radeon Ryzen 7 PRO 6860Z | 3,800 | NA |
| GeForce GTX TITAN Black | 3,800 | 524.99* |
| Radeon PRO W6400 | 3,780 | NA |
| Radeon RX 580X | 3,759 | NA |
| Quadro T2000 | 3,736 | 528.35* |
| GeForce GTX 1660 Ti (Mobile) | 3,694 | NA |
| Quadro P3200 with Max-Q Design | 3,685 | NA |
| Quadro P2000 | 3,673 | 439.60* |
| Radeon R9 390X | 3,669 | NA |
| Radeon RX 580 | 3,647 | 179.99* |
| Quadro P3200 | 3,623 | 389.30* |
| GeForce GTX 1070 with Max-Q Design | 3,600 | NA |
| Radeon RX 480 | 3,581 | 339.99* |
| Tesla M60 | 3,577 | 787.90* |
| Radeon Pro 5300 | 3,574 | NA |
| Ryzen 7 7735HS with Radeon Graphics | 3,570 | NA |
| GeForce RTX 2060 with Max-Q Design | 3,500 | NA |
| GeForce GTX Titan | 3,497 | 745.00* |
| Radeon R9 290X | 3,450 | NA |
| Radeon Pro 5500M | 3,443 | NA |
| Ryzen 9 6900HS with Radeon Graphics | 3,430 | NA |
| Tesla M60 | 3,428 | 787.90* |
| GeForce GTX TITAN Z | 3,419 | 1,515.00* |
| Radeon R9 390 | 3,403 | NA |
| Quadro M5000M | 3,397 | 546.92* |
| GeForce GTX TITAN Z | 3,381 | 1,515.00* |
| GeForce GTX 1050 Ti with Max-Q Design | 3,374 | NA |
| Quadro K6000 | 3,364 | 210.66* |
| GeForce RTX 2050 | 3,363 | NA |
| Radeon RX Vega M GH | 3,356 | NA |
| GeForce GTX 1050 Ti (Mobile) | 3,343 | NA |
| AMD Ryzen Z1 Extreme | 3,337 | NA |
| GeForce GTX 780 | 3,329 | 279.99* |
| Tesla P4 | 3,327 | NA |
| Radeon Ryzen 9 6900HS | 3,319 | NA |
| Radeon R9 290X / 390X | 3,300 | 319.99* |
| Radeon RX 6550M | 3,297 | NA |
| Q12U-1 | 3,274 | NA |
| Quadro T1000 | 3,274 | 367.99* |


| | | |
|---|--------------|---------------------------|
| Quadro P3000 | 3,268 | NA |
| Radeon R9 295X2 | 3,242 | 499.10* |
|  Video Card ▼ | | |
| Ryzen 9 PRO 6950H | 3,233 | NA |
| Radeon RX 5600M | 3,216 | NA |
| Radeon Pro WX 7100 | 3,207 | 1,047.99* |
| Ryzen 9 4900HS with Radeon Graphics | 3,183 | NA |
| Radeon Ryzen 7 6800HS Creator Edition | 3,171 | NA |
| GeForce RTX 3050 4GB Laptop GPU | 3,169 | NA |
| Radeon R9 290 | 3,168 | NA |
| Radeon HD 7970 / R9 280X | 3,168 | 246.99* |
| Radeon R9 290 / 390 | 3,137 | 380.00* |
| Radeon Pro Duo | 3,123 | 3,970.36* |
| GeForce GTX 1050 with Max-Q Design | 3,097 | NA |
| T1200 Laptop GPU | 3,096 | NA |
| FirePro W9100 | 3,093 | 1,729.99* |
| GeForce GTX 1650 | 3,087 | 149.99 |
| GeForce GTX 1060 (Mobile) | 3,085 | NA |
| Radeon Ryzen 7 PRO 6850H | 3,085 | NA |
| Radeon RX 6500M | 3,076 | NA |
| GeForce GTX 1660 Ti with Max-Q Design | 3,073 | NA |
| Radeon RX 470/570 | 3,059 | 388.99* |
| Radeon PRO Ryzen 7 PRO 6850U | 3,054 | NA |
| Quadro P2000 with Max-Q Design | 3,054 | NA |
| Radeon Ryzen 7 6800HS | 3,053 | NA |
| Radeon 760M | 3,047 | NA |
| T1000 | 3,039 | 449.00 |
| RTX A500 Laptop GPU | 3,037 | NA |
| Ryzen 7 6800H | 3,026 | NA |
| Radeon Ryzen 7 6800H | 3,020 | NA |
| Radeon Pro 570 | 3,012 | NA |
| Ryzen 7 6800HS Creator Edition | 3,001 | NA |
| Radeon RX 6400 | 2,990 | 159.00* |
| T1000 8GB | 2,986 | NA |
| Ryzen 9 6900HX with Radeon Graphics | 2,963 | NA |
| GeForce GTX 760 Ti OEM | 2,943 | NA |
| Radeon HD 7990 | 2,939 | 399.99* |
| Intel Arc A530M | 2,929 | NA |
| Quadro P2000 | 2,927 | 439.60* |
| Radeon Ryzen 7 7735HS | 2,915 | NA |
| Intel Arc A380 | 2,912 | 124.99 |
| Ryzen 7 PRO 6850U | 2,895 | NA |
| GeForce GTX 1060 with Max-Q Design | 2,890 | NA |
| Radeon Ryzen 9 7950X 16-Core | 2,890 | NA |
| Quadro T2000 | 2,873 | 528.35* |
| Radeon Pro 5300M | 2,855 | NA |
| Radeon Ryzen 7 PRO 6850HS | 2,851 | NA |
| Radeon HD 8990 | 2,836 | NA |
| Intel Arc | 2,835 | NA |
| Ryzen 7 6800H with Radeon Graphics | 2,830 | NA |


| | | |
|---|--------------|-------------------------|
| Radeon RX 6500 | 2,829 | NA |
| GeForce GTX 970M | 2,827 | 209.99* |
|  Video Card ▼ | | |
| Radeon R9 280X | 2,809 | NA |
| GeForce GTX 960 | 2,807 | 172.00* |
| GeForce GTX 1050 (Mobile) | 2,800 | NA |
| EIZO Quadro MED-XN51LP | 2,799 | NA |
| GeForce GTX 980M | 2,796 | 289.99* |
| Ryzen 7 6800U | 2,783 | NA |
| GeForce GTX 1650 (Mobile) | 2,767 | NA |
| Radeon RX 580 2048SP | 2,757 | NA |
| Quadro P3000 | 2,756 | NA |
| GeForce GTX 770 | 2,754 | 249.00* |
| Radeon HD 7950 / R9 280 | 2,725 | 132.20* |
| Quadro RTX 3000 with Max-Q Design | 2,722 | NA |
| GeForce GTX 1650 Ti | 2,721 | NA |
| Quadro M5000M | 2,684 | 546.92* |
| Radeon Ryzen 7 PRO 6850U | 2,682 | NA |
| Quadro M4000 | 2,679 | 362.00* |
| Quadro T2000 with Max-Q Design | 2,678 | NA |
| T600 Laptop GPU | 2,673 | NA |
| Barco MXRT 7600 | 2,673 | 602.59* |
| GeForce MX570 A | 2,668 | NA |
| Radeon RX Vega M GL | 2,665 | NA |
| Ryzen 7 PRO 6850U with Radeon Graphics | 2,665 | NA |
| Radeon RX 560X | 2,660 | NA |
| GeForce GTX 1050 Ti | 2,642 | 479.61 |
| GeForce MX570 | 2,631 | NA |
| GeForce GTX 680 | 2,623 | 399.00* |
| FirePro W7100 | 2,600 | 389.30* |
| Quadro K5200 | 2,599 | 415.00* |
| Radeon R9 M395X | 2,599 | NA |
| Quadro T1000 with Max-Q Design | 2,594 | NA |
| Radeon R9 270X | 2,593 | 326.50* |
| FirePro W8100 | 2,588 | 704.00* |
| Radeon Pro 465 | 2,568 | NA |
| Ryzen 9 5900HS with Radeon Graphics | 2,560 | NA |
| Radeon Pro Vega 16 | 2,548 | NA |
| Radeon Ryzen 7 7735H | 2,542 | NA |
| Quadro T1000 | 2,537 | 367.99* |
| Ryzen 7 PRO 6860Z with Radeon Graphics | 2,529 | NA |
| GeForce GTX 690 | 2,524 | 280.99* |
| FirePro S9000 | 2,517 | NA |
| Ryzen 7 6800U with Radeon Graphics | 2,517 | NA |
| Radeon R9 280 | 2,510 | NA |
| GRID M60-8A | 2,508 | NA |
| Radeon HD 7870 XT | 2,502 | NA |
| Radeon Ryzen 5 6600H | 2,495 | NA |
| Quadro P1000 | 2,490 | 289.99* |
| Radeon R9 M390X | 2,483 | NA |


| | | |
|---|--------------|--------------------------|
| GeForce GTX 1050 3GB | 2,478 | NA |
| T600 | 2,476 | 239.99* |
|  Video Card ▼ | | |
| Radeon R9 380X | 2,448 | 349.99* |
| Radeon R9 285 / 380 | 2,447 | 485.00* |
| GeForce GTX 760 | 2,431 | 149.00* |
| GRID P6-4Q | 2,408 | NA |
| GeForce GTX 880M | 2,406 | NA |
| GRID K2 | 2,400 | 4,449.99 |
| GeForce GTX 670 | 2,395 | 193.98* |
| GeForce GTX 690 | 2,391 | 280.99* |
| FirePro W7170M | 2,388 | NA |
| Quadro M4000M | 2,383 | 254.91* |
| GeForce GTX 680M KY_Bullet Edition | 2,381 | NA |
| Radeon Pro WX 4150 | 2,375 | 610.04* |
| FirePro M6100 FireGL V | 2,355 | NA |
| Radeon Ryzen 9 PRO 6950HS | 2,354 | NA |
| GeForce GTX 1650 Ti with Max-Q Design | 2,347 | NA |
| Radeon Pro WX 7130 | 2,344 | NA |
| GeForce GTX 760 Ti | 2,335 | 297.50* |
| Radeon R9 M290X | 2,327 | NA |
| Radeon RX Vega M GH | 2,321 | NA |
| Radeon R9 M470X | 2,314 | NA |
| Quadro M2200 | 2,311 | 249.99* |
| GeForce GTX 970M | 2,309 | 209.99* |
| Radeon R9 380 | 2,304 | 89.99* |
| Radeon Ryzen 7 7735U | 2,296 | NA |
| Radeon RX 6300 | 2,290 | NA |
| GeForce GTX 660 Ti | 2,284 | 144.00* |
| Intel Arc A310 | 2,280 | 109.99 |
| GeForce GTX 1650 with Max-Q Design | 2,267 | NA |
| GeForce GTX 950 | 2,264 | 141.99* |
| Radeon Eng Sample: 100-000000560-40_Y | 2,261 | NA |
| Radeon Ryzen 7 Pro 7735U | 2,253 | NA |
| T550 Laptop GPU | 2,248 | NA |
| GeForce MX550 | 2,244 | NA |
| Radeon R9 270 / R7 370 | 2,228 | 213.16* |
| Radeon R9 270X | 2,227 | 326.50* |
| FirePro S7000 | 2,224 | 246.54* |
| Radeon RX 5500M | 2,222 | NA |
| Radeon R9 370 | 2,206 | 159.99* |
| Radeon Pro WX 5100 | 2,201 | 359.99* |
| Quadro P2000 with Max-Q Design | 2,194 | NA |
| Radeon PRO W6300 | 2,189 | NA |
| Radeon Sky 500 | 2,189 | NA |
| Radeon Ryzen 9 7900X 12-Core | 2,181 | NA |
| Radeon Pro Vega 20 | 2,175 | NA |
| GeForce GTX 1050 Ti (Mobile) | 2,172 | NA |
| GeForce GTX 760 | 2,163 | 149.00* |
| FirePro W8000 | 2,160 | 573.00* |

| | | |
|---|--------------|-----------|
| FirePro W9000 | 2,153 | 845.00* |
| GeForce GTX 965M | 2,131 | NA |
|  Video Card ▼ | | |
| GeForce GTX 870M | 2,124 | NA |
| Radeon HD 7870 | 2,116 | 176.00* |
| Quadro M3000M | 2,114 | 159.95* |
| GeForce GTX 1630 | 2,106 | 189.99* |
| GeForce GTX 1050 | 2,090 | 239.00* |
| Radeon Instinct MI25 MxGPU | 2,082 | NA |
| Quadro K5100M | 2,072 | 1,108.84* |
| FirePro W7000 Adapter | 2,069 | NA |
| GeForce GTX 480 | 2,059 | 169.99* |
| Radeon R9 M295X | 2,057 | 1,449.00* |
| Radeon Ryzen 7 6800U | 2,052 | NA |
| P106-100 | 2,042 | NA |
| Radeon HD8970M | 2,032 | NA |
| GeForce GTX 960A | 2,014 | NA |
| Radeon RX Vega 11 PRD | 2,013 | NA |
| Radeon R7 370 | 1,995 | NA |
| Radeon Pro WX 3100 | 1,978 | NA |
| GeForce GTX 680MX | 1,970 | NA |
| FirePro W7000 | 1,941 | 278.05* |
| GRID K520 | 1,940 | 149.99* |
| GeForce GTX 580 | 1,897 | 139.92* |
| FirePro W7100 | 1,896 | 389.30* |
| Radeon HD 8970M | 1,892 | 139.99* |
| FirePro V7000 | 1,889 | NA |
| GeForce MX450 | 1,886 | NA |
| T500 | 1,883 | NA |
| GeForce GTX 675MX | 1,876 | NA |
| Quadro P1000 | 1,876 | 289.99* |
| Quadro M2200 | 1,857 | 249.99* |
| Quadro P600 | 1,857 | 210.58* |
| Radeon Pro 560X | 1,851 | NA |
| Quadro M2000M | 1,841 | 213.16* |
| Quadro M2000 | 1,828 | 264.24* |
| Radeon Pro WX 4130 | 1,825 | NA |
| GeForce GTX 660 | 1,820 | 167.95* |
| Radeon R9 M395 | 1,820 | NA |
| Radeon Pro 460 | 1,816 | NA |
| GeForce GTX 1050 (Mobile) | 1,816 | NA |
| Radeon HD 8950 | 1,810 | NA |
| Quadro K4200 | 1,801 | 249.00* |
| Radeon HD 7800-serie | 1,795 | NA |
| GeForce GTX 680M | 1,782 | 135.99* |
| Radeon Pro 560 | 1,776 | NA |
| Radeon R9 270 | 1,776 | NA |
| GeForce GTX 750 Ti | 1,763 | 88.11* |
| Radeon Ryzen 5 6600HS Creator Edition | 1,762 | NA |
| Radeon Ryzen 5 PRO 6650U | 1,758 | NA |

| | | |
|---|-----------------------|---------------------------|
| Ryzen 5 PRO 6650U with Radeon Graphics | 1,754 | NA |
| Radeon RX 5300M | 1,735 | NA |
|  Video Card ▼ | | |
| GeForce GTX 780M | 1,732 | 499.00* |
| Radeon R9 260 | 1,727 | NA |
| Ryzen 5 PRO 6650U | 1,726 | NA |
| Ryzen 9 5900HX with Radeon Graphics | 1,719 | NA |
| Radeon Ryzen 7 4800HS | 1,712 | NA |
| Radeon E8870PCIe | 1,708 | NA |
| Radeon 740M | 1,706 | NA |
| Quadro M1200 | 1,703 | NA |
| Matrox C680 PCIe x16 | 1,693 | NA |
| Radeon RX 460 | 1,693 | 166.81* |
| Radeon Eng Sample: 100-000000561-40_Y | 1,691 | NA |
| Radeon HD 7850 | 1,683 | 169.99* |
| Ryzen 7 5700G with Radeon Graphics | 1,682 | NA |
| GRID K220Q | 1,677 | NA |
| Radeon Ryzen 7 4800H | 1,671 | NA |
| Radeon Ryzen 5 6600U | 1,661 | NA |
| Radeon HD 7970M | 1,660 | NA |
| Ryzen 7 5800H with Radeon Graphics | 1,652 | NA |
| FirePro M5100 | 1,643 | NA |
| Radeon Ryzen 7 4700G | 1,637 | NA |
| Ryzen 7 Pro 4750G with Radeon Graphics | 1,629 | NA |
| GeForce GTX 775M | 1,627 | NA |
| Ryzen 7 5700GE with Radeon Graphics | 1,627 | NA |
| GeForce GTX 880M | 1,624 | NA |
| FirePro V9800 | 1,618 | 474.00* |
| Radeon Ryzen 7 PRO 4750G | 1,605 | NA |
| GeForce GTX 870M | 1,600 | NA |
| GeForce GTX 965M | 1,593 | NA |
| Quadro K5100M | 1,591 | 1,108.84* |
| Quadro K2200 | 1,590 | 268.30* |
| Radeon Ryzen 7 4700GE | 1,585 | NA |
| Ryzen 7 PRO 5750GE with Radeon Graphics | 1,581 | NA |
| Ryzen 7 PRO 5750G with Radeon Graphics | 1,581 | NA |
| GeForce GTX 1050 with Max-Q Design | 1,578 | NA |
| Radeon Pro WX 4100 | 1,577 | 499.99* |
| P104-100 | 1,577 | 299.99* |
| GeForce GTX 750 | 1,575 | 79.99* |
| Radeon R9 M375X | 1,575 | NA |
| Quadro K4100M | 1,575 | 261.29* |
| Radeon Ryzen 7 5800H | 1,573 | NA |
| Radeon HD 7790 | 1,571 | 139.99* |
| Ryzen 7 5800HS with Radeon Graphics | 1,568 | NA |
| Quadro P620 | 1,565 | 574.55* |
| Radeon Pro | 1,561 | 600.00* |
| Ryzen 7 PRO 7730U with Radeon Graphics | 1,560 | NA |
| Radeon Pro WX 2100 | 1,554 | NA |
| Radeon Ryzen 5 Pro 7535U | 1,553 | NA |

| | | |
|---|--------------|---------------------------|
| GeForce GTX 650 Ti BOOST | 1,552 | NA |
| Quadro M1000M | 1,544 | 85.99* |
|  Video Card ▼ | | |
| Quadro 7000 | 1,537 | NA |
| GeForce GTX 580 | 1,531 | 139.92* |
| T400 4GB | 1,531 | NA |
| T400 | 1,531 | 179.99* |
| Radeon Ryzen 5 7535U | 1,527 | NA |
| GeForce GTX 860M | 1,520 | 114.00* |
| Radeon Ryzen 7 5800HS | 1,502 | NA |
| Ryzen 7 4700G with Radeon Graphics | 1,500 | NA |
| Firepro W5170M | 1,495 | NA |
| Ryzen 5 5600GE with Radeon Graphics | 1,491 | NA |
| Ryzen 7 PRO 4750GE with Radeon Graphics | 1,488 | NA |
| Radeon RX 560 | 1,485 | 200.69 |
| Quadro M2000M | 1,484 | 213.16* |
| Ryzen 5 5600G with Radeon Graphics | 1,482 | NA |
| Intel Iris Pro P580 | 1,475 | NA |
| Radeon Ryzen 7 PRO 4750GE | 1,474 | NA |
| B8DKMDAP | 1,472 | NA |
| GeForce GTX 680M | 1,471 | 135.99* |
| GeForce 8800 GTX | 1,471 | 119.99* |
| Radeon Ryzen 5 5500GT | 1,467 | NA |
| Quadro K2200M | 1,466 | 124.95* |
| Ryzen 5 PRO 5650G with Radeon Graphics | 1,462 | NA |
| GeForce GTX 750 | 1,456 | 79.99* |
| Radeon R7 260X | 1,447 | 139.99* |
| Ryzen 5 PRO 5650GE with Radeon Graphics | 1,445 | NA |
| Tesla C2070 | 1,437 | 604.00* |
| GeForce GTX 960M | 1,436 | 1,169.00* |
| FirePro 3D V8800 | 1,427 | 424.99* |
| Ryzen 7 5825U with Radeon Graphics | 1,427 | NA |
| Radeon Ryzen 9 7900 12-Core | 1,421 | NA |
| Radeon Pro 455 | 1,418 | 449.00* |
| GeForce GTX 570 | 1,413 | 149.99* |
| Radeon Ryzen 5 PRO 5650G | 1,407 | NA |
| Quadro K5000M | 1,404 | 508.91* |
| Radeon RX Vega 11 Ryzen 5 3400G | 1,403 | NA |
| NVIDIA A10-4Q | 1,399 | NA |
| GeForce 8800 GTS 512 | 1,398 | NA |
| Radeon Ryzen 7 PRO 7730U | 1,397 | NA |
| Ryzen 7 5800U with Radeon Graphics | 1,394 | NA |
| Ryzen 5 Pro 4650G with Radeon Graphics | 1,390 | NA |
| Radeon RX Vega 11 | 1,389 | 1,002.00* |
| GeForce GTX 590 | 1,384 | 435.00* |
| Radeon Pro 555 | 1,383 | 1,049.00* |
| Ryzen 5 7530U with Radeon Graphics | 1,382 | NA |
| Radeon Ryzen 7 5825U | 1,380 | NA |
| Quadro P600 | 1,380 | 210.58* |
| Ryzen 5 4600G with Radeon Graphics | 1,380 | NA |

| | | |
|---|-----------------------|---------------------------|
| Intel Iris Xe | 1,379 | NA |
| Radeon Rvzen 9 4900H | 1,376 | NA |
|  Video Card ▼ | | |
| Radeon Eng Sample: 100-000000285-40_Y | 1,373 | NA |
| Tesla C2050 | 1,373 | 269.99* |
| Quadro M1200 | 1,372 | NA |
| Radeon R9 M275X / M375 | 1,370 | NA |
| Radeon Ryzen 5 5600GT | 1,369 | NA |
| Radeon Ryzen 7 5800U | 1,363 | NA |
| Radeon R7 260 | 1,361 | 89.99* |
| GRID P40-24Q | 1,354 | NA |
| Radeon Ryzen 5 PRO 5650GE | 1,353 | NA |
| Tesla C2050 / C2070 | 1,351 | NA |
| Radeon Ryzen 7 7730U | 1,349 | NA |
| Intel Iris Xe MAX | 1,348 | NA |
| GeForce GTX 960M | 1,347 | 1,169.00* |
| GRID T4-8Q | 1,344 | NA |
| Radeon R9 M290X | 1,340 | NA |
| Radeon Vega 11 Ryzen 5 PRO 3350G | 1,338 | NA |
| Ryzen 7 PRO 5850U with Radeon Graphics | 1,336 | NA |
| Radeon Ryzen 5 5600H | 1,336 | NA |
| Radeon R9 360 | 1,329 | 133.89* |
| Ryzen 5 5600H with Radeon Graphics | 1,329 | NA |
| Tesla C2075 | 1,327 | 646.00* |
| Radeon Ryzen 5 PRO 4655G | 1,324 | NA |
| GeForce GTX 650 Ti | 1,323 | 93.05* |
| FirePro W5000 | 1,320 | 184.00* |
| Radeon RX Vega M GL | 1,304 | NA |
| NVS 810 | 1,304 | 624.99* |
| Matrox C900 PCIe x16 | 1,302 | NA |
| GeForce GTX 850M | 1,301 | NA |
| Ryzen 5 PRO 4650GE with Radeon Graphics | 1,297 | NA |
| Radeon HD 7700-serie | 1,296 | NA |
| Radeon R7 360 | 1,296 | 145.99* |
| GRID K2 | 1,293 | 4,449.99 |
| GeForce GTX 950M | 1,288 | 567.00* |
| Radeon Vega 11 Ryzen 5 PRO 3400G | 1,283 | NA |
| Ryzen 7 PRO 5875U with Radeon Graphics | 1,283 | NA |
| Ryzen 7 5700U with Radeon Graphics | 1,282 | NA |
| Radeon Ryzen 5 PRO 4655GE | 1,280 | NA |
| GeForce GT 645 | 1,273 | NA |
| Radeon Ryzen 7 5700U | 1,268 | NA |
| Ryzen 7 4800U with Radeon Graphics | 1,267 | NA |
| Radeon Ryzen 5 7530U | 1,262 | NA |
| GeForce GTX 950A | 1,261 | NA |
| Radeon Ryzen 7 4800U | 1,260 | NA |
| GeForce GTX 860M | 1,259 | 114.00* |
| FirePro W5100 | 1,258 | 125.99* |
| Radeon Ryzen 5 5600GE | 1,258 | NA |
| GeForce GT 1030 | 1,257 | 103.86 |

| | | |
|---|-----------------------|---------------------------|
| Radeon R9 M380 | 1,256 | NA |
| Radeon HD 6990 | 1,255 | 498.49* |
|  Video Card ▼ | | |
| GeForce MX350 | 1,248 | NA |
| GeForce GTX 770M | 1,247 | 138.00* |
| Intel Coffee Lake UHD | 1,247 | NA |
| GeForce MX150 | 1,246 | 59.29* |
| GeForce GTX 560 Ti | 1,244 | 129.99* |
| Ryzen 3 PRO 5350G with Radeon Graphics | 1,244 | NA |
| Radeon Ryzen 7 Microsoft Surface Edition | 1,241 | NA |
| Radeon RX Vega 11 Ryzen 5 3400GE | 1,233 | NA |
| Radeon HD 5970 | 1,231 | 179.99* |
| Radeon RX Vega 11 Processor | 1,229 | NA |
| Quadro K5000M | 1,221 | 508.91* |
| Radeon Vega 11 | 1,214 | NA |
| Radeon Pro 450 | 1,212 | NA |
| Ryzen 5 5600U with Radeon Graphics | 1,209 | NA |
| Quadro K1200 | 1,207 | 285.29* |
| Ryzen 3 PRO 5350GE with Radeon Graphics | 1,205 | NA |
| Quadro K3100M | 1,204 | 399.95* |
| Radeon TM R9 A360 | 1,202 | NA |
| Ryzen 3 4300GE with Radeon Graphics | 1,200 | NA |
| Quadro K620 | 1,198 | 2,029.99* |
| Ryzen 5 5625U with Radeon Graphics | 1,197 | NA |
| Quadro K4100M | 1,196 | 261.29* |
| GeForce GTX 850M | 1,191 | NA |
| GeForce GTX 675MX | 1,189 | NA |
| FirePro W4100 | 1,187 | 184.00* |
| Radeon Ryzen 5 5600U | 1,186 | NA |
| Ryzen 5 PRO 7530U with Radeon Graphics | 1,185 | NA |
| Radeon Ryzen 5 5625U | 1,185 | NA |
| Radeon HD 7770 | 1,178 | 300.00* |
| Ryzen 5 PRO 5650U with Radeon Graphics | 1,177 | NA |
| Quadro K4000M | 1,171 | 254.00* |
| Quadro M600M | 1,170 | 251.99* |
| Quadro M1000M | 1,161 | 85.99* |
| GeForce GTX 590 | 1,161 | 435.00* |
| Radeon Vega 11 Ryzen 5 PRO 3400GE w/ | 1,161 | NA |
| Quadro M620 | 1,159 | NA |
| Ryzen 3 5300GE with Radeon Graphics | 1,156 | NA |
| Ryzen 3 Pro 4350G with Radeon Graphics | 1,154 | NA |
| GRID P40-2Q | 1,148 | NA |
| Radeon Ryzen 7 PRO 5875U | 1,142 | NA |
| Ryzen 5 5500U with Radeon Graphics | 1,139 | NA |
| Quadro K4000 | 1,138 | 270.00* |
| Radeon Ryzen 3 PRO 7330U | 1,132 | NA |
| Ryzen 3 4300G with Radeon Graphics | 1,129 | NA |
| GeForce GTX 950M | 1,129 | 567.00* |
| FirePro W4300 | 1,129 | 239.99* |
| Ryzen 3 5300G with Radeon Graphics | 1,126 | NA |



Video Card ▼

| | | |
|---|--------------|---------------------------|
| Radeon Ryzen 5 5500U | 1,125 | NA |
| Intel UHD Graphics 617 | 1,122 | NA |
| FirePro M6100 FireGL V | 1,119 | NA |
| Ryzen 5 PRO 5675U with Radeon Graphics | 1,118 | NA |
| Radeon E8860 | 1,115 | NA |
| Radeon Ryzen Embedded V2718 | 1,114 | NA |
| GRID P40-3Q | 1,112 | NA |
| Radeon HD 8870M / R9 M270X / M370X | 1,109 | NA |
| Radeon HD 6970 | 1,104 | 149.99* |
| Ryzen 7 4800H with Radeon Graphics | 1,100 | NA |
| FirePro M6000 | 1,098 | 325.99* |
| GRID P40-4Q | 1,096 | NA |
| Radeon Vega 8 Ryzen 3 3200G | 1,092 | NA |
| FirePro 3D V7800 | 1,091 | 599.99* |
| GRID P100-8Q | 1,089 | NA |
| Ryzen 3 PRO 4350GE with Radeon Graphics | 1,089 | NA |
| Intel G33/G31 Express | 1,087 | NA |
| Radeon Ryzen 7 7700X 8-Core | 1,085 | NA |
| GeForce GTX 470 | 1,081 | 59.99* |
| Radeon HD 5870 | 1,081 | 295.00* |
| Ryzen 3 7330U with Radeon Graphics | 1,079 | NA |
| Ryzen 7 4700U with Radeon Graphics | 1,078 | NA |
| Ryzen 5 4600H with Radeon Graphics | 1,076 | NA |
| GRID P100-16Q | 1,076 | NA |
| Quadro 6000 | 1,075 | 4,092.38* |
| FirePro M5100 FireGL V | 1,072 | NA |
| MONSTER GeForce GTX 675M | 1,068 | NA |
| Ryzen 7 PRO 4750U with Radeon Graphics | 1,066 | NA |
| GeForce GTX 765M | 1,065 | 186.30* |
| GeForce GTX 460 v2 | 1,062 | 199.99* |
| Radeon Ryzen 5 PRO 5675U | 1,061 | NA |
| Radeon HD 6870 | 1,060 | 275.00* |
| Radeon Ryzen 7 4700U | 1,060 | NA |
| Radeon R7 A8-7500 | 1,060 | NA |
| Radeon HD 8870M | 1,059 | NA |
| Radeon Ryzen 7 PRO 4750U | 1,059 | NA |
| Ryzen 3 5425U with Radeon Graphics | 1,055 | NA |
| Seria Radeon HD 7700 | 1,053 | NA |
| Radeon Ryzen 5 5560U | 1,053 | NA |
| GeForce GTX 560 | 1,048 | 205.00* |
| Radeon HD 8950 | 1,046 | NA |
| Radeon R7 PRO A8-9600 | 1,045 | NA |
| Radeon Vega 8 Ryzen 3 PRO 3200G | 1,043 | NA |
| Custom GPU 0405 | 1,042 | NA |
| TENSOR 1.0 Driver Intel HD 630 | 1,032 | NA |
| Radeon RX 550 | 1,031 | 166.26 |
| Radeon RX Vega 10 Ryzen 7 3750H | 1,030 | NA |
| Radeon Ryzen 5 7600 6-Core | 1,030 | NA |
| Radeon Pro WX 3200 | 1,026 | 158.35* |

| | | |
|---|-----------------------|---------------------------|
| Radeon Ryzen 3 PRO 5450U | 1,022 | NA |
| GeForce GTX 580M | 1,021 | 248.68* |
| GeForce GTX 760M | 1,020 | NA |
| GeForce GTX 460 | 1,014 | 89.99* |
| GRID T4-1Q | 1,009 | NA |
| FirePro M6100 | 1,009 | NA |
| Quadro M520 | 1,007 | NA |
| GeForce GTX 485M | 1,006 | NA |
| Radeon R5 A10-9630P 4C+6G | 1,006 | NA |
| Radeon R5 PRO A6-8570 2C+6G | 1,004 | NA |
| GeForce MX330 | 1,003 | NA |
| GeForce MX250 | 1,003 | NA |
| Radeon HD 6950 | 1,001 | 139.99* |
| Radeon HD HD7850M | 1,000 | NA |
| GeForce GTX 745 | 996 | 284.95* |
| Radeon Ryzen 9 7950X3D 16-Core | 981 | NA |
| Radeon Ryzen 7 7800X3D 8-Core | 973 | NA |
| GRID P100-1B | 972 | NA |
| Quadro K620 | 968 | 2,029.99* |
| Radeon R7 PRO A8-8670E | 967 | NA |
| Radeon HD 5970 | 965 | 179.99* |
| Radeon R9 M385 | 965 | NA |
| GeForce MX130 | 965 | NA |
| Radeon R5 340 | 964 | NA |
| Qualcomm Adreno 8cx Gen 3 | 963 | NA |
| Radeon 610M Ryzen 9 7945HX | 958 | NA |
| Radeon HD 7560D + 7700 Dual | 955 | NA |
| Intel UHD Graphics 770 | 954 | NA |
| Radeon R9 M270X | 952 | NA |
| GeForce MX150 | 951 | 59.29* |
| Radeon R7 + R5 435 Dual A10-9700 RADEON | 950 | NA |
| Radeon HD 8670D + 7700 Dual | 950 | NA |
| Ryzen 5 4600U with Radeon Graphics | 949 | NA |
| Intel Iris Pro Graphics 6200 | 949 | NA |
| Radeon HD 7870M | 947 | NA |
| Radeon HD 5850 | 946 | 288.99* |
| Radeon Ryzen 3 PRO 7335U | 942 | NA |
| Embedded Radeon E9173 | 940 | NA |
| Ryzen 5 4500U with Radeon Graphics | 939 | NA |
| Radeon RX Vega 10 Ryzen 7 PRO 3700U w/ | 939 | NA |
| GeForce 930MX | 936 | NA |
| Ryzen 3 PRO 5475U with Radeon Graphics | 934 | NA |
| Intel Iris Pro P6300 | 934 | NA |
| Ryzen 3 5400U with Radeon Graphics | 931 | NA |
| GRID M60-1Q | 930 | NA |
| GRID P40-2B | 929 | NA |
| Radeon Ryzen 3 5425U | 929 | NA |
| Radeon RX Vega 10 | 928 | NA |
| GeForce GTX 670MX | 925 | NA |


 **Video Card** ▼


 **Video Card** ▼


| | | |
|--|---------------------|---------------------------|
| Radeon Pro WX 4150 | 923 | 610.04* |
| NVS 810 | 922 | 624.99* |
| Radeon RX Vega11 | 920 | NA |
| Intel UHD Graphics P630 | 918 | NA |
| GeForce GTX 555 | 916 | NA |
| Ryzen 3 5300U with Radeon Graphics | 913 | NA |
| Radeon R5 430 | 911 | 59.00* |
| Barco MXRT 5500 | 911 | 299.00* |
| Radeon R7 A10-9700E RADEON | 910 | NA |
| Radeon R9 350 | 905 | 299.00* |
| Quadro K3100M | 904 | 399.95* |
| Intel Iris Plus 645 | 903 | NA |
| GeForce GTX 645 | 899 | NA |
| Radeon R7 Opteron X3421 | 899 | NA |
| GeForce GT 745M | 895 | NA |
| GeForce GTX 560 SE | 895 | 89.99* |
| P106-090 | 894 | NA |
| Radeon Ryzen 3 7330U | 894 | NA |
| Ryzen 5 PRO 4650U with Radeon Graphics | 894 | NA |
| Quadro P520 | 892 | 1,499.00* |
| Intel Iris Pro 580 | 890 | NA |
| Radeon R5 PRO A6-9500 2C+6G | 890 | NA |
| FirePro M6000 Mobility Pro | 889 | NA |
| Radeon Vega 10 | 885 | NA |
| Radeon Vega 8 | 881 | 126.86* |
| Radeon R7 430 | 880 | 150.58* |
| Radeon Ryzen 3 5300U | 879 | NA |
| Quadro K3000M | 878 | 407.56* |
| Quadro 5010M | 877 | 235.95* |
| Intel Iris Pro 5200 | 877 | NA |
| GeForce 940MX | 877 | NA |
| Radeon Pro WX 3100 | 875 | NA |
| Quadro K2100M | 874 | 415.99* |
| Radeon Vega 10 Ryzen 7 PRO 3700U w/ | 874 | NA |
| Radeon HD 5830 | 873 | 258.99* |
| Radeon R7 PRO A6-9500 2C+6G | 870 | NA |
| Radeon Vega 9 | 868 | NA |
| GeForce GTX 480M | 867 | NA |
| GeForce 945M | 867 | NA |
| Radeon R5 A6-9500E 2C+4G | 861 | NA |
| GeForce GTX 660M | 856 | 78.99* |
| Radeon Pro WX 2100 | 853 | NA |
| Radeon Vega 10 Mobile | 850 | NA |
| GeForce GT 740 | 846 | 236.99* |
| Radeon RX 640 | 845 | NA |
| Radeon R7 450 | 843 | 299.00* |
| GeForce GTX 650 | 843 | 109.98* |
| Radeon HD 7750 | 842 | 124.95 |
| Radeon R7 PRO A10-9700B | 840 | NA |

 **Video Card** ▼

| | | |
|---|---------------------|-------------------------|
| Radeon R7 7850A10-7850K | 837 | NA |
| Intel Iris Plus | 836 | NA |
| Radeon R7 PRO A10-8850B | 826 | NA |
| FirePro V7900 | 824 | 190.00* |
| Radeon R7 A10 PRO-7850B | 823 | NA |
| Radeon R7 340 | 821 | NA |
| Radeon R7 FX-9830P RADEON | 821 | NA |
| Intel Iris 650 | 817 | NA |
| GRID T4-2Q | 817 | NA |
| Radeon Ryzen 5 7600X 6-Core | 816 | NA |
| Radeon Ryzen 7 3700U | 814 | NA |
| GRID V100D-8Q | 814 | NA |
| Radeon RX 550X | 811 | NA |
| Quadro K620M | 804 | NA |
| Radeon R9 M360 | 802 | NA |
| Radeon HD 7850M | 802 | NA |
| FirePro 3D V5800 | 802 | 204.00* |
| Radeon R6 Opteron X3418 | 801 | NA |
| Radeon R7 A12-9800 RADEON | 800 | NA |
| GeForce GTX 675M | 798 | NA |
| Radeon RX Vega 10 Ryzen 7 3700U | 797 | NA |
| GeForce GTX 650 | 796 | 109.98* |
| Intel UHD Graphics 750 | 795 | NA |
| Quadro M600M | 795 | 251.99* |
| Radeon HD 6850 | 794 | 85.00* |
| Radeon Ryzen 7 7700 8-Core | 794 | NA |
| Quadro M520 | 793 | NA |
| GeForce GTX 570M | 790 | NA |
| Intel UHD Graphics P750 | 790 | NA |
| Radeon 610M | 789 | NA |
| GeForce GTX 460 SE | 789 | 159.99* |
| Radeon RX Vega 8 | 787 | NA |
| Quadro K4000M | 787 | 254.00* |
| FirePro W600 | 787 | 414.99* |
| Radeon RX 540 | 783 | NA |
| GeForce GTX 760M | 783 | NA |
| GeForce 825M | 782 | NA |
| GeForce GTX 470M | 782 | NA |
| GeForce GT 755M | 779 | NA |
| GeForce 845M | 779 | NA |
| GeForce MX130 | 778 | NA |
| GeForce GTX 660M | 777 | 78.99* |
| Intel HD P530 | 776 | NA |
| Radeon R7 A12-9730P RADEON | 775 | NA |
| Radeon Vega 8 Ryzen 5 3550H | 773 | NA |
| Radeon R7 + R7 200 Dual | 770 | NA |
| Firepro W5170M | 769 | NA |
| GeForce MX230 | 768 | NA |
| Radeon Ryzen 9 PRO 7945 12-Core | 766 | NA |

| | | |
|---|---------------------|-------------------------|
| Ryzen 3 PRO 4300U with Radeon Graphics | 766 | NA |
| Quadro P400 | 764 | 201.17* |
|  Video Card ▼ | | |
| Radeon R9 255 | 760 | 344.16* |
| Barco MXRT 5450 | 760 | 199.99* |
| Ryzen 3 PRO 4450U with Radeon Graphics | 756 | NA |
| Intel UHD Graphics 730 | 753 | NA |
| Radeon Vega 8 Ryzen 5 PRO 3500U w/ | 753 | NA |
| FirePro M4000 Mobility Pro | 752 | NA |
| Intel Iris Plus 650 | 751 | NA |
| Quadro P500 | 750 | NA |
| Radeon R7 +8G | 749 | NA |
| Radeon Ryzen 5 PRO 7645 6-Core | 748 | NA |
| GeForce 940M | 747 | NA |
| FirePro M4000 | 747 | 72.83* |
| FirePro W2100 | 747 | 59.00* |
| Radeon RX Vega11 Ryzen 7 Microsoft Surface Edition | 745 | NA |
| Intel Iris Plus 655 | 745 | NA |
| Quadro 5000M | 745 | NA |
| GeForce 840M | 745 | NA |
| GeForce 930A | 742 | NA |
| Quadro 5000 | 741 | 735.73* |
| FirePro M40003 | 741 | NA |
| Radeon HD 7660D + R7 240 Dual | 738 | NA |
| GeForce 945M | 736 | NA |
| Qualcomm Adreno 630 GPU | 736 | NA |
| GRID P6-2Q | 735 | NA |
| Radeon R9 M375X | 734 | NA |
| Radeon Vega 8 Mobile | 731 | NA |
| Quadro K2000D | 730 | 339.99* |
| Radeon Vega 9 Ryzen 5 Microsoft Surface Edition | 730 | NA |
| GeForce GT 740 | 726 | 236.99* |
| Radeon HD 7750M | 725 | NA |
| GeForce GTX 670M | 724 | NA |
| GeForce GTX 550 Ti | 722 | 99.99* |
| Intel Iris 550 | 721 | NA |
| Radeon R5 PRO A8-9600B 4C+6G | 719 | NA |
| Radeon R9 M370X | 718 | 889.00* |
| GeForce 940M | 717 | NA |
| Ryzen 3 4300U with Radeon Graphics | 716 | NA |
| Radeon R7 PRO A12-8870 | 712 | NA |
| GeForce GT 740M | 712 | NA |
| GRID M60-8Q | 710 | NA |
| Radeon R9 M275X | 709 | NA |
| GeForce 930M | 707 | NA |
| GeForce 940MX | 707 | NA |
| FirePro M4150 | 706 | NA |
| Radeon Vega 8 Ryzen 5 3500U | 705 | NA |
| GeForce GT 755M | 705 | NA |

| | | |
|---|---------------------|---------------------------|
| Radeon R5 PRO A6-9500E 2C+4G | 705 | NA |
| GeForce MX110 | 704 | NA |
|  Video Card ▼ | | |
| FirePro W4100 | 698 | 184.00* |
| Radeon R7 A10-7870K | 696 | NA |
| Quadro K2000 | 696 | 294.00* |
| Radeon HD 7730M | 693 | NA |
| GeForce 930MX | 692 | NA |
| Quadro M500M | 691 | NA |
| Radeon R5 PRO A6-8570E 2C+4G | 690 | NA |
| GeForce 830M | 689 | NA |
| Radeon Pro WX 4130 | 689 | NA |
| Radeon R7 A12-9720P RADEON | 688 | 365.48* |
| Quadro K2000M | 687 | 144.04* |
| GRID M6-8Q | 687 | NA |
| Quadro K1100M | 683 | 322.99* |
| Radeon R7 PRO A12-9800 | 679 | NA |
| GeForce 920MX | 675 | NA |
| GeForce GT 730M | 672 | NA |
| Radeon Vega 6 Ryzen 3 3350U | 671 | NA |
| Radeon HD 8470D + HD 7500 Dual | 671 | NA |
| Radeon R7 A10-7890K | 670 | NA |
| Radeon HD 6900M | 667 | NA |
| Radeon 540X | 667 | NA |
| GeForce GT 745A | 666 | NA |
| Intel UHD Graphics | 664 | NA |
| Radeon Vega 6 | 664 | 1,799.99* |
| Radeon HD 5770 | 663 | 189.99* |
| Radeon HD 8570D + HD 8570 Dual | 663 | NA |
| Radeon R5 A10-9620P 4C+6G | 661 | NA |
| GeForce 920M | 659 | NA |
| Quadro K2100M | 658 | 415.99* |
| Quadro K3000M | 658 | 407.56* |
| Radeon R9 M265X | 656 | NA |
| GeForce GT 650M | 652 | NA |
| Barco MXRT 7400 | 651 | 99.00* |
| Barco MXRT 5400 | 650 | 203.00* |
| Radeon HD 8650G + 7700M Dual | 647 | NA |
| Radeon R7 A8-8650 | 641 | NA |
| GeForce GT 750M | 640 | NA |
| GeForce GT 240 | 638 | 160.97* |
| GeForce 840M | 637 | NA |
| Radeon R7 A12-9800E RADEON | 637 | 139.19* |
| Radeon HD 8670D + R7 200 Dual | 636 | NA |
| Radeon HD 8750M | 635 | NA |
| Radeon R5 A6-9400 RADEON R5, 6 COMPUTE CORES 2C+4G | 633 | NA |
| GeForce GT 640 | 632 | 109.99* |
| Intel Iris Plus 640 | 632 | NA |
| Radeon HD 6770 | 631 | 264.99* |
| Radeon R7 G | 630 | NA |

| | | |
|---|------------|-------------------------|
| Radeon R7 + R7 240 Dual | 629 | NA |
| GeForce GTS 450 | 626 | 79.99* |
|  Video Card ▼ | | |
| Radeon 540 | 623 | NA |
| Radeon Vega 6 Ryzen 3 PRO 3300U w/ | 622 | NA |
| Radeon Vega 6 Ryzen 3 3300U | 621 | NA |
| Radeon HD 7730 | 620 | 232.70* |
| Quadro K620M | 619 | NA |
| GeForce 930A | 619 | NA |
| GRID M10-8Q | 617 | NA |
| GeForce GT 635 | 616 | 66.94* |
| Radeon R5 A6-9500 2C+6G | 616 | NA |
| Radeon R5 PRO A10-8730B 4C+6G | 616 | NA |
| Radeon R7 250 | 614 | 189.97* |
| GRID K280Q | 613 | NA |
| GeForce GT 820M | 608 | NA |
| Radeon R7 A10-7860K | 608 | NA |
| Ryzen 7 2700U with Radeon Vega | 608 | NA |
| Radeon HD 4650 | 607 | 69.99* |
| Radeon HD 7640G + R5 M200 Dual | 606 | NA |
| Radeon Ryzen 5 3450U | 606 | NA |
| Radeon HD 5600/5700 | 605 | NA |
| Radeon R5 PRO A6-8570 R5, 8 COMPUTE CORES 2C+6G | 605 | NA |
| Radeon R5 PRO A6-8500B 2C+4G | 604 | NA |
| Intel Iris 540 | 603 | NA |
| Radeon HD 8570D + R7 240 Dual | 602 | NA |
| Radeon R7 PRO A10-8770 | 602 | NA |
| Radeon HD 7520G + 7700M Dual | 601 | NA |
| FirePro V5800 | 600 | 53.00* |
| Radeon R5 A6-8500P | 600 | NA |
| GRID M60-4Q | 599 | NA |
| Radeon 550X | 597 | NA |
| GeForce GT 640M | 597 | NA |
| GeForce GT 710 | 594 | 249.99* |
| Radeon R5 A6-9500 RADEON R5, 8 COMPUTE CORES 2C+6G | 594 | NA |
| Radeon R7 PRO A12-9800E | 593 | NA |
| GeForce MX110 | 590 | NA |
| Radeon HD 8670D + R7 240 Dual | 590 | NA |
| Radeon R5 PRO A6-8530B 2C+4G | 584 | NA |
| Radeon R7 A10-9700 RADEON | 584 | NA |
| Radeon HD 8570 + HD 7660D Dual | 584 | NA |
| FirePro W5130M | 582 | NA |
| GeForce 930M | 582 | NA |
| Radeon HD 8570D + R7 200 Dual | 580 | NA |
| Radeon 540 | 580 | NA |
| Radeon HD 8670D + 8570 Dual | 579 | NA |
| FirePro W4170M | 578 | NA |
| GRID V100-8Q | 578 | NA |
| Radeon HD 7560D + HD 8570 Dual | 578 | NA |

| | | |
|---|---------------------|--------------------|
| Radeon HD 8570 + 8670D Dual | 577 | NA |
|---|---------------------|--------------------|

| | | |
|-----------------------------|---------------------|---------------------------|
| Quadro 4000 | 575 | 1 008.09* |
|-----------------------------|---------------------|---------------------------|

 **Video Card** ▼

| | | |
|---|---------------------|--------------------|
| Radeon R7 A8-7500 4C+6G | 571 | NA |
|---|---------------------|--------------------|

| | | |
|---|---------------------|--------------------|
| Radeon R7 PRO A12-8870E | 571 | NA |
|---|---------------------|--------------------|

| | | |
|---|---------------------|--------------------|
| Radeon HD 8670D + 7000 Dual | 570 | NA |
|---|---------------------|--------------------|

| | | |
|------------------------------|---------------------|-------------------------|
| Quadro K610M | 569 | 240.00* |
|------------------------------|---------------------|-------------------------|

| | | |
|-----------------------------|---------------------|--------------------|
| GRID M60-0B | 569 | NA |
|-----------------------------|---------------------|--------------------|

| | | |
|---|---------------------|--------------------|
| Radeon R7 240 + HD 8570D Dual | 568 | NA |
|---|---------------------|--------------------|

| | | |
|-----------------------------------|---------------------|--------------------|
| Radeon R7 A8-7680 | 567 | NA |
|-----------------------------------|---------------------|--------------------|

| | | |
|--|---------------------|--------------------|
| Radeon R7 PRO A10-9700 | 565 | NA |
|--|---------------------|--------------------|

| | | |
|---|---------------------|--------------------|
| Radeon HD 8450G + 8600/8700M Dual | 565 | NA |
|---|---------------------|--------------------|

| | | |
|---------------------------------|---------------------|--------------------|
| GeForce GT 650M | 562 | NA |
|---------------------------------|---------------------|--------------------|

| | | |
|---|---------------------|--------------------|
| Radeon R5 PRO A6-9500 R5, 8 COMPUTE CORES 2C+6G | 562 | NA |
|---|---------------------|--------------------|

| | | |
|---|---------------------|--------------------|
| Radeon R7 240 + HD 8670D Dual | 560 | NA |
|---|---------------------|--------------------|

| | | |
|------------------------------|---------------------|-------------------------|
| Quadro 4000M | 559 | 232.06* |
|------------------------------|---------------------|-------------------------|

| | | |
|---------------------------------|---------------------|--------------------|
| GeForce GT 740M | 559 | NA |
|---------------------------------|---------------------|--------------------|

| | | |
|--------------------------------|---------------------|--------------------|
| Radeon R9 M375 | 558 | NA |
|--------------------------------|---------------------|--------------------|

| | | |
|--------------------------------|---------------------|------------------------|
| Radeon HD 8570 | 556 | 98.68* |
|--------------------------------|---------------------|------------------------|

| | | |
|------------------------------------|---------------------|--------------------|
| Radeon R7 A10-8750 | 555 | NA |
|------------------------------------|---------------------|--------------------|

| | | |
|-------------------------------|---------------------|--------------------|
| Intel HD P630 | 555 | NA |
|-------------------------------|---------------------|--------------------|

| | | |
|-------------------------------------|---------------------|--------------------|
| Intel Iris Pro 6100 | 553 | NA |
|-------------------------------------|---------------------|--------------------|

| | | |
|---------------------------------|---------------------|--------------------|
| Intel Iris 6100 | 550 | NA |
|---------------------------------|---------------------|--------------------|

| | | |
|---------------------------------|---------------------|--------------------|
| GeForce GT 745M | 549 | NA |
|---------------------------------|---------------------|--------------------|

| | | |
|-------------------------------|---------------------|--------------------|
| Quadro 2000 D | 548 | NA |
|-------------------------------|---------------------|--------------------|

| | | |
|--|---------------------|--------------------|
| Radeon HD 7560D + HD 6670 Dual | 548 | NA |
|--|---------------------|--------------------|

| | | |
|----------------------------------|---------------------|--------------------|
| GeForce GTX 560M | 547 | NA |
|----------------------------------|---------------------|--------------------|

| | | |
|------------------------------------|---------------------|-------------------------|
| GeForce GT 640M LE | 546 | 849.99* |
|------------------------------------|---------------------|-------------------------|

| | | |
|--------------------------------|---------------------|------------------------|
| GeForce GT 720 | 544 | 99.99* |
|--------------------------------|---------------------|------------------------|

| | | |
|------------------------------|---------------------|--------------------|
| GeForce 710M | 543 | NA |
|------------------------------|---------------------|--------------------|

| | | |
|---------------------------------|---------------------|--------------------|
| GeForce GT 710M | 541 | NA |
|---------------------------------|---------------------|--------------------|

| | | |
|-------------------------------|---------------------|-------------------------|
| Radeon R7 430 | 541 | 150.58* |
|-------------------------------|---------------------|-------------------------|

| | | |
|------------------------------|---------------------|--------------------|
| RadeonT 610M | 540 | NA |
|------------------------------|---------------------|--------------------|

| | | |
|-------------------------------|---------------------|--------------------|
| Intel HD 6000 | 540 | NA |
|-------------------------------|---------------------|--------------------|

| | | |
|-------------------------------|---------------------|--------------------|
| Intel HD 5200 | 537 | NA |
|-------------------------------|---------------------|--------------------|

| | | |
|------------------------------|---------------------|--------------------|
| GeForce 820M | 536 | NA |
|------------------------------|---------------------|--------------------|

| | | |
|------------------------------------|---------------------|--------------------|
| Radeon R7 FX-8800P | 535 | NA |
|------------------------------------|---------------------|--------------------|

| | | |
|---|---------------------|--------------------|
| Mobility Radeon HD 5870 | 533 | NA |
|---|---------------------|--------------------|

| | | |
|---|---------------------|--------------------|
| Radeon R7 A10 PRO-7800B | 531 | NA |
|---|---------------------|--------------------|

| | | |
|--------------------------------|---------------------|--------------------|
| Radeon R7 M465 | 531 | NA |
|--------------------------------|---------------------|--------------------|

| | | |
|--------------------------------|---------------------|------------------------|
| Radeon HD 5750 | 531 | 69.99* |
|--------------------------------|---------------------|------------------------|

| | | |
|----------------------------|---------------------|--------------------|
| Radeon 625 | 530 | NA |
|----------------------------|---------------------|--------------------|

| | | |
|----------------------------|---------------------|--------------------|
| Radeon 630 | 530 | NA |
|----------------------------|---------------------|--------------------|

| | | |
|-----------------------------------|---------------------|--------------------|
| Radeon R5 A6-7480 | 528 | NA |
|-----------------------------------|---------------------|--------------------|

| | | |
|------------------------------|---------------------|-------------------------|
| Quadro 2000D | 528 | 140.00* |
|------------------------------|---------------------|-------------------------|


| | | |
|---|---------------------|--------------------|
| Radeon R7 PRO A10-8750B | 528 | NA |
|---|---------------------|--------------------|


| | | |
|---|---------------------|--------------------|
| Radeon HD 7560D + 7670 Dual | 526 | NA |
|---|---------------------|--------------------|

| | | |
|---------------------------------|---------------------|--------------------|
| Radeon R9 M265X | 525 | NA |
|---------------------------------|---------------------|--------------------|

| | | |
|------------------------------|---------------------|--------------------|
| GeForce 830M | 524 | NA |
|------------------------------|---------------------|--------------------|

| | | |
|--|---------------------|--------------------|
| Intel UHD Graphics 630 | 523 | NA |
|--|---------------------|--------------------|

| | | |
|---|---------------------|-------------------------|
| Radeon R7 A8-9600 RADEON | 522 | NA |
| GeForce GT 730M | 520 | NA |
|  Video Card ▼ | | |
| Radeon HD 8550G + HD 8750M Dual | 518 | NA |
| GeForce 210 | 517 | 54.15* |
| FirePro W5130M | 516 | NA |
| Radeon R5 PRO A6-9500B 2C+4G | 515 | NA |
| GeForce GT 730 | 515 | 109.99* |
| GeForce 730A | 514 | NA |
| GeForce GTX 460M | 513 | NA |
| Radeon R7 A8-7670K | 513 | NA |
| Radeon HD 7660D + 6670 Dual | 513 | NA |
| Radeon HD 8670D + HD 7000 Dual | 512 | NA |
| Intel HD 630 | 512 | NA |
| Radeon HD 8670D + HD 6670 Dual | 512 | NA |
| Quadro K1100M | 512 | 322.99* |
| Radeon HD 8670D + 6670 Dual | 511 | NA |
| GeForce 920A | 511 | NA |
| Radeon R6 A8-8600P | 510 | NA |
| Radeon HD 8730M | 509 | NA |
| GeForce 920MX | 509 | NA |
| Quadro 2000 | 506 | 213.23* |
| Radeon HD 7560D + HD 7670 Dual | 505 | NA |
| GRID M60-2Q | 503 | NA |
| Radeon R5 M240 | 503 | NA |
| Mobility Radeon HD 5850 | 502 | NA |
| GRID K240Q | 502 | NA |
| GRID M10-4Q | 502 | NA |
| GRID M10-0Q | 502 | NA |
| Radeon HD 8570D + 6670 Dual | 502 | NA |
| Radeon HD 8650G + HD 8750M Dual | 501 | NA |
| Radeon Vega 3 Athlon 3000G | 501 | NA |
| GeForce GT 635M | 501 | NA |
| Radeon R7 PRO A10-9700E | 500 | 529.00* |
| Intel Iris 5100 | 497 | NA |
| Radeon R7 A10-7800 | 497 | NA |
| Quadro K2000M | 497 | 144.04* |
| Intel UHD Graphics 710 | 497 | NA |
| GRID M10-1Q | 497 | NA |
| Radeon Vega 3 Mobile | 493 | NA |
| Radeon HD 6700M | 492 | NA |
| GeForce GT 720M | 492 | NA |
| Radeon HD 6800M | 491 | NA |
| Radeon R7E | 490 | NA |
| Radeon HD 7670A | 489 | NA |
| GeForce GT 645M | 489 | NA |
| Intel HD P530 | 489 | NA |
| GeForce GT 545 | 489 | 55.59* |
| Radeon HD 6750 | 489 | 79.99* |
| Radeon R7 240 | 488 | 109.99* |

| | | |
|---|---------------------|---------------------------|
| GeForce GT 645M | 488 | NA |
| Radeon R7 M460 | 486 | NA |
|  Video Card ▼ | | |
| Radeon HD 7660G N HD 7660G + HD 7700M N HD 7700M D | 486 | NA |
| Radeon R7 PRO A10-8770E | 485 | NA |
| Radeon HD 7660G + 7730M Dual | 484 | NA |
| GeForce 820M | 484 | NA |
| FirePro W4170M | 481 | NA |
| Quadro K420 | 476 | 269.00* |
| GeForce 710A | 473 | NA |
| Radeon HD 7660D + 7670 Dual | 472 | NA |
| Radeon R7 M350 | 472 | NA |
| Radeon HD 7690M | 472 | NA |
| Radeon HD 8670D + R5 235 Dual | 472 | NA |
| GeForce 920M | 471 | NA |
| Radeon R7 A10-7700K | 470 | NA |
| Radeon R5 430 | 470 | 59.00* |
| NVS 5400M | 469 | NA |
| GeForce GT 735M | 469 | NA |
| Radeon R5 Opteron X3216 | 468 | NA |
| Radeon R7 A8-7650K | 468 | NA |
| Radeon HD 8750M | 467 | NA |
| Radeon 535 | 466 | NA |
| Firepro W4190M | 465 | NA |
| GeForce GT 640M | 465 | NA |
| Radeon HD 6670 + 6670 Dual | 464 | NA |
| Radeon R7 FX-9800P RADEON | 463 | 530.00* |
| GeForce GT 555M | 462 | 177.20* |
| Radeon HD 7650A | 459 | 262.00* |
| Intel HD 4600 | 457 | NA |
| Ryzen 5 2500U with Radeon Vega | 456 | NA |
| Quadro K1000M | 454 | 69.95* |
| Radeon E6760 | 452 | 239.99* |
| Radeon R5 330 | 452 | 339.99* |
| Radeon 520 | 452 | 89.99* |
| Radeon HD 8610G + HD 8500M Dual | 451 | NA |
| Intel HD 530 | 451 | NA |
| Radeon HD 8650G N HD 8650G + HD 8600M N HD 8600M D | 451 | NA |
| NVS 5400M | 450 | NA |
| Radeon 530 | 450 | NA |
| FirePro W2100 | 450 | 59.00* |
| Radeon HD 8550G + R5 M200 Dual | 450 | NA |
| Radeon R4E | 449 | NA |
| Radeon R7 A8-7600 | 449 | NA |
| Radeon Vega 3 | 448 | 2,677.99* |
| Radeon R5 240 | 447 | 85.00* |
| GeForce GT 550M | 446 | NA |
| Radeon HD 6570 | 444 | 64.99* |
| Radeon R7 PRO A8-8650B | 444 | NA |

[Radeon HD 8670D N HD 8670D + HD 8670D Dual](#)

444

NA

 **Video Card** ▼

| | | |
|--|-----|---------|
| Intel UHD Graphics 620 | 443 | NA |
| Radeon 530 | 441 | NA |
| Radeon 535DX | 441 | NA |
| Radeon HD 7560D + 7560D Dual | 440 | NA |
| Radeon HD 7560D + HD 6570 Dual | 439 | NA |
| GeForce GT 445M | 436 | NA |
| Intel HD Graphics 620 | 435 | NA |
| Radeon R7 M440 | 435 | NA |
| Radeon R7 M445 | 435 | 744.00* |
| NVS 5200M | 432 | NA |
| Intel HD P4600/P4700 | 432 | NA |
| FirePro M4150 | 431 | NA |
| Radeon HD 8570D + 6570 Dual | 430 | NA |
| Radeon HD 7660D + 7500 Dual | 428 | NA |
| Radeon HD 7640G + HD 8600/8700M Dual | 428 | NA |
| Radeon Vega 3 Athlon 300U | 427 | NA |
| Radeon R7 M260X | 427 | NA |
| Radeon Ryzen 3 3250U | 427 | NA |
| Radeon HD 7660D + 7540D Dual | 426 | NA |
| Matrox C420 LP PCIe x16 | 424 | NA |
| Radeon HD 8610G + R5 M200 Dual | 424 | NA |
| Radeon HD 7660D + 6570 Dual | 424 | NA |
| GeForce GT 630M | 422 | NA |
| Radeon R7 A12-9700P RADEON | 420 | 435.92* |
| Radeon Vega 3 Ryzen 3 3250U | 420 | NA |
| Radeon 620 | 420 | NA |
| GeForce GT 540M | 420 | 87.95* |
| FirePro V5900 | 420 | 86.00* |
| GRID K1 | 419 | 395.00* |
| Quadro 3000M | 418 | 69.99* |
| Radeon HD 7730M | 418 | NA |
| Radeon R7 M340 | 417 | NA |
| Radeon HD 8570D + HD 6570 Dual | 416 | NA |
| Radeon R8 M445DX | 415 | NA |
| Radeon Vega 3 Ryzen 3 3200U | 415 | NA |
| Radeon R7 M465 | 415 | NA |
| Radeon HD 8470D + 6570 Dual | 415 | NA |
| GRID M10-2B | 414 | NA |
| Radeon R7 PRO A12-8800B | 413 | NA |
| Intel HD 5000 | 413 | 625.00* |
| Radeon HD 7660G + 7700M Dual | 412 | NA |
| Radeon R7 A8 PRO-7600B | 412 | NA |
| Intel HD 520 | 412 | NA |
| Radeon HD 7540D + 7500 Dual | 412 | NA |
| Radeon R5 M435 | 411 | NA |
| Quadro 2000M | 410 | 229.74* |
| Radeon Athlon Gold 3150U | 409 | NA |

[Radeon HD 8650G + 8750M Dual](#)

407

NA

[7900 MOD - Radeon HD 6550D](#)

404

NA

 **Video Card** ▼[Qualcomm Adreno 690 GPU](#)

404

NA

[Radeon Vega 3 Athlon 320GE](#)

402

NA

[GeForce GT 620M](#)

401

NA

[Radeon HD 7660D + HD 7000 Dual](#)

401

NA

[Radeon R5 A10-9600P RADEON R5, 10 COMPUTE CORES 4C](#)

400

NA

[Radeon HD 7660G + HD 7670M Dual](#)

399

NA

[Intel Poison Ivy](#)

397

NA

[Intel HD 5600](#)

396

NA

[Radeon HD 8730M](#)

396

NA

[Radeon HD 6670](#)

395

68.99*

[Radeon R7 M440](#)

395

NA

[Radeon R7 M360](#)

395

NA

[Radeon HD 7560D + 7570 Dual](#)

394

NA

[Radeon HD 8650G + HD 8600/8700M Dual](#)

394

NA

[Radeon HD 7520G + HD 7600M Dual](#)

394

NA

[Radeon R5 A10-9600P 4C+6G](#)

392

NA

[Radeon HD 7640G + 8600/8700M Dual](#)

391

NA

[Radeon R7 PRO A12-9800B](#)

391

NA

[Radeon HD 8550G + 8750M Dual](#)

390

NA

[Radeon R7 M265](#)

390

NA

[Quadro K610M](#)

388

240.00*

[Radeon R7 M270](#)

386

NA

[Radeon R5 A10-9620P RADEON R5, 10 COMPUTE CORES 4C](#)

386

NA

[Radeon HD 7620G + 8670M Dual](#)

385

NA

[Radeon R5 330](#)

385

339.99*

[Radeon HD 8670D + HD 7600 Dual](#)

385

NA

[GeForce GT 720](#)

383

99.99*

[Radeon HD 7540D + 6570 Dual](#)

382

NA

[Radeon HD 7660G + HD 7700M Dual](#)

381

NA

[Radeon R6 PRO A8-8600B 4C+6G](#)

380

NA

[Radeon HD 6650A](#)

379

NA

[Matrox G200e WDDM 2.0](#)

378

NA

[Radeon Vega 3 Ryzen Embedded R1505G](#)

378

NA

[Radeon R6 M255DX](#)

377

NA

[Radeon HD 7660G + 8670M Dual](#)

374

NA

[Radeon HD 8690A](#)

372

NA

[Barco MXRT 2600](#)

370

199.00*

[Radeon HD 8650G + HD 8600M N HD 8600M Dual](#)

370

NA

[GeForce GT 720M](#)

370

NA

[Radeon HD 8650G + R5 M230 Dual](#)

369

NA

[Radeon HD 8650G N HD 8650G + HD 8600/8700M Dual](#)

369

NA

[Radeon HD 8650G + HD 8670M Dual](#)

369

NA

[Radeon R7 M260](#)

368

799.00*

[Radeon HD 8570M](#)

368

NA

[Radeon HD 8550G + 8600/8700M Dual](#)

367

NA

[Radeon HD 7670M](#)

367

629.99*

 **Video Card** ▼

| | | |
|--|---------------------|-------------------------|
| Radeon R5 420 | 366 | 39.95* |
| GeForce 910M | 364 | NA |
| Intel HD P4600 | 364 | NA |
| GeForce GT 630 | 363 | 147.01* |
| Radeon R7 M365X | 363 | NA |
| Radeon R7 PRO A12-8830B | 363 | NA |
| Qualcomm Adreno 680 GPU | 362 | NA |
| Radeon HD 8650D | 362 | NA |
| Radeon HD 8650G + 7670M Dual | 361 | NA |
| FirePro 3D V4800 | 360 | 159.99* |
| Radeon HD 6650M | 359 | NA |
| Radeon R8 M535DX | 359 | NA |
| Radeon HD 7560D + 6570 Dual | 358 | NA |
| GeForce GT 540M | 357 | 87.95* |
| Radeon R5 M315 | 357 | NA |
| GeForce GT 440 | 356 | 225.00* |
| Radeon HD 8650G + 7600M Dual | 356 | NA |
| Radeon R5 PRO A10-8730B R5, 10 COMPUTE CORES 4C+6G | 355 | NA |
| Radeon HD 7520G + HD 8750M Dual | 353 | NA |
| Quadro K1000M | 353 | 69.95* |
| Radeon Athlon Silver 3050U | 352 | NA |
| Intel HD Family | 350 | NA |
| Radeon R7 M365X | 350 | NA |
| FirePro V3900 | 350 | 238.44* |
| Radeon HD 8650G + 8500M Dual | 350 | NA |
| Radeon HD 8670D | 349 | NA |
| Radeon HD 5670 | 349 | 67.00* |
| Radeon R5 M255 | 347 | NA |
| Radeon HD 7660G + 7600M Dual | 346 | NA |
| Radeon R6 | 346 | NA |
| Radeon HD 7670 | 346 | NA |
| Quadro K420 | 346 | 269.00* |
| Radeon R5 M420 | 346 | NA |
| Radeon R6 A10-8700P | 345 | NA |
| NVS 4200M | 344 | 399.00* |
| GeForce GT 640M LE | 343 | 849.99* |
| Radeon HD 8550G + 8690M Dual | 342 | NA |
| GeForce GT 520MX | 342 | NA |
| Radeon RX 550X | 342 | NA |
| Radeon HD 7570 | 341 | 102.49* |
| Quadro K600 | 341 | 60.24* |
| GeForce 820A | 341 | NA |
| Intel HD 4400 | 340 | NA |
| Radeon HD 6570 | 339 | 64.99* |
| Radeon R6 PRO A10-8700B 4C+6G | 338 | NA |
| Radeon Vega 3 3020e | 337 | NA |
| GeForce GT 635M | 336 | NA |
| Radeon HD 8650G + 8670M Dual | 336 | NA |
| Radeon R5 M230 | 335 | NA |

| | | |
|---|---------------------|-------------------------|
| Intel HD 3000 | 335 | 945.00* |
| Radeon HD 7660G N HD 7660G + HD 7670M | 333 | NA |

 **Video Card** ▼


| | | |
|--|---------------------|-------------------------|
| Radeon HD 7660G N HD 7660G + HD 7600M N HD 7600M D | 332 | NA |
| Radeon HD 7660D | 332 | NA |
| Intel HD 510 | 331 | NA |
| Radeon R6 PRO A10-8700B R6, 10 Compute Cores 4C+6G | 331 | NA |
| Radeon HD 8470D + HD 6450 Dual | 331 | NA |
| Radeon HD 8650G N HD 8650G + HD 8570M Dual | 330 | NA |
| Radeon R5 M240 | 329 | NA |
| FirePro 3D V3800 | 327 | 149.99* |
| Radeon HD 7600M + 7600M Dual | 327 | NA |
| Radeon HD 8650G + 8570M Dual | 327 | NA |
| Radeon HD 7640G N HD 7640G + HD 7600M N HD 7600M D | 326 | NA |
| Radeon HD 7640G + HD 7670M Dual | 326 | NA |
| Radeon HD 7560D + 6450 Dual | 326 | NA |
| GeForce GT 630M | 326 | NA |
| Radeon R5 PRO A6-8570E R5, 6 COMPUTE CORES 2C+4G | 325 | NA |
| GeForce GT 555M | 324 | 177.20* |
| Intel HD P4000 | 324 | NA |
| Radeon HD 7550M/7650M | 324 | NA |
| GRID M10-1B | 323 | NA |
| Radeon HD 7660G + 7670M Dual | 323 | NA |
| Radeon HD 7660G + 7400M Dual | 322 | NA |
| Radeon HD 7660G + 7610M Dual | 322 | NA |
| Radeon HD 8610G + HD 8670M Dual | 321 | NA |
| Radeon R5 M320 | 321 | NA |
| GeForce GT 710M | 321 | NA |
| NVS 510 | 321 | 111.99* |
| Radeon HD 8550G + HD 8600M Dual | 320 | NA |
| Radeon HD 7620G + 8600M Dual | 320 | NA |
| Radeon R7 A360 | 320 | NA |
| Radeon HD 8610G + 8670M Dual | 320 | NA |
| Radeon R5 PRO A8-9600B R5, 10 COMPUTE CORES 4C+6G | 319 | NA |
| Radeon HD 7640G + HD 8500M Dual | 319 | NA |
| Radeon HD 7620G + HD 8670M Dual | 319 | NA |
| Radeon Vega 3 Athlon Silver 3050e | 318 | NA |
| GeForce 710A | 318 | NA |
| Radeon HD 8550D | 318 | NA |
| Radeon HD 7660G | 317 | NA |
| SUMO 9640 | 317 | NA |
| Radeon HD 7660G + HD 7500/7600 7500/7600 Dual | 317 | NA |
| GeForce 710M | 317 | NA |
| Radeon R6 PRO A8-8600B R6, 10 Compute Cores 4C+6G | 317 | NA |
| Radeon HD 8650G + 8600M Dual | 317 | NA |
| GeForce GT 720A | 316 | NA |
| Radeon R1E | 316 | NA |



Video Card ▼

| | | |
|--|---------------------|-------------------------|
| Radeon HD 7650A | 314 | 262.00* |
| Radeon HD 8610G + 8600M Dual | 314 | NA |
| Radeon HD 8650G + HD 8570M Dual | 313 | NA |
| Radeon HD 7550M | 312 | NA |
| Radeon HD 8610G + 8500M Dual | 312 | NA |
| GeForce GT 530 | 310 | 49.00* |
| Radeon HD 8500M | 310 | NA |
| GeForce GT 820M | 309 | NA |
| Radeon HD 8570D + HD 7000 Dual | 307 | NA |
| NVS 5200M | 307 | NA |
| Radeon HD 7650M | 307 | NA |
| Intel UHD Graphics 610 | 305 | NA |
| Radeon 3020e | 303 | NA |
| Radeon HD 8570D + R5 235 Dual | 302 | NA |
| Radeon R7 M350 | 302 | NA |
| Radeon HD 7660G + 8600M Dual | 301 | NA |
| Radeon HD 7660G + 7470M Dual | 300 | NA |
| Radeon HD 7660D + R5 235 Dual | 300 | NA |
| Radeon HD 7660G + HD 8500M Dual | 299 | NA |
| Radeon Vega 2 | 299 | NA |
| GeForce GT 430 | 297 | 139.99* |
| Intel UHD Graphics 615 | 297 | NA |
| Radeon HD 7640G + 7600M Dual | 296 | NA |
| Radeon R5 235 + HD 7560D Dual | 296 | NA |
| Radeon HD 7660D + 7470 Dual | 296 | NA |
| Intel HD 615 | 295 | NA |
| GeForce GT 525M | 294 | NA |
| Radeon HD 6550A | 293 | NA |
| Quadro 600 | 292 | 76.00* |
| Radeon HD 8550G + 8500M Dual | 292 | NA |
| Radeon HD 8470D + 6450 Dual | 289 | NA |
| Radeon R5 PRO A6-9500B R5, 6 COMPUTE CORES 2C+4G | 289 | NA |
| Radeon HD 8610G | 289 | NA |
| Radeon HD 8470D | 286 | NA |
| Radeon HD 8510G + 8500M Dual | 286 | NA |
| Matrox G200eW3 WDDM 2.0 | 284 | NA |
| Radeon HD 7660G + HD 7600M Dual | 284 | NA |
| Radeon HD 8650G + HD 8600M Dual | 284 | NA |
| Intel HD 515 | 283 | NA |
| GeForce GT 620M | 283 | NA |
| FirePro V3800 | 283 | 124.99* |
| Radeon HD 8550G + 8570M Dual | 283 | NA |
| Quadro 1000M | 282 | 54.50* |
| GeForce GT 550M | 282 | NA |
| Radeon HD 7650M | 280 | NA |
| Intel HD 610 | 280 | NA |
| Radeon HD 7640G + HD 7600M Dual | 279 | NA |
| Radeon HD 7670M | 278 | 629.99* |
| GRID K140Q | 277 | NA |

| | | |
|---|---------------------|---------------------------|
| Quadro 410 | 277 | 129.00* |
| Radeon HD 7560D + R5 235 Dual | 275 | NA |
|  Video Card ▼ | | |
| Radeon HD 5570 | 274 | 191.40 |
| Intel HD 3000 | 273 | 945.00* |
| Radeon HD 6550D | 272 | NA |
| GeForce GT 435M | 269 | NA |
| Intel HD 4000 | 268 | 1,592.95* |
| Radeon HD 7640G + 7670M Dual | 266 | NA |
| Radeon HD 7570M | 264 | NA |
| Radeon HD 7610M | 264 | NA |
| Radeon HD 7500G + 7550M Dual | 264 | NA |
| FirePro M2000 | 263 | NA |
| GeForce 615 | 263 | NA |
| Quadro 500M | 263 | 275.14* |
| Mobility Radeon HD 5730 | 262 | NA |
| Intel HD 5300 | 261 | NA |
| Radeon HD 8570D | 260 | NA |
| Radeon HD 7640G + 7650M Dual | 259 | NA |
| Radeon HD 7640G + 8670M Dual | 259 | NA |
| Radeon HD 8550G + 8670M Dual | 259 | NA |
| Mobility Radeon HD 5570 | 259 | NA |
| SUMO 964A | 257 | NA |
| Radeon R5 235X | 257 | NA |
| Radeon HD 7640G + 7500M/7600M Dual | 256 | NA |
| Radeon HD 7640G + 8500M Dual | 255 | NA |
| Radeon HD 7640G N HD 7640G + HD 7670M Dual | 255 | NA |
| Radeon HD 7670M + 7670M Dual | 254 | NA |
| Radeon HD 8570D + HD 8470 Dual | 254 | NA |
| Radeon HD 7640G + 7690M Dual | 254 | NA |
| Mobile Intel HD | 253 | 479.98* |
| Radeon HD 7640G + 7450M Dual | 252 | NA |
| Radeon HD 7640G + 7700M Dual | 251 | NA |
| Radeon HD 7600G + HD Dual | 250 | NA |
| GeForce 610M | 250 | NA |
| Radeon HD 7640G + 8750M Dual | 250 | NA |
| Radeon HD 7560D + HD 7000 Dual | 249 | NA |
| Radeon HD 8510G | 248 | NA |
| Incredible HD 4600 | 248 | NA |
| Radeon HD 7500G + 7500M/7600M Dual | 246 | NA |
| 7900 MOD - Radeon HD 6520G | 246 | NA |
| Radeon HD 7640G + 8570M Dual | 245 | NA |
| Radeon HD 7560D | 245 | NA |
| Intel Skylake HD DT GT2 | 244 | NA |
| Radeon HD 7640G + 7500/7600 Dual | 244 | NA |
| GeForce GT 525M | 242 | NA |
| Radeon HD 7620G | 242 | NA |
| Radeon HD 8550G + 8600M Dual | 241 | NA |
| Radeon HD 7540D + HD 6450 Dual | 241 | NA |
| GeForce GT 420M | 240 | NA |

| | | |
|---|---------------------|-------------------------|
| GeForce GT 425M | 240 | NA |
| Radeon HD 7640G | 239 | NA |
|  Video Card ▼ | | |
| Radeon R5 310 | 238 | 499.00* |
| Radeon HD 7600G + 7450M Dual | 235 | NA |
| Radeon HD 7520G + 7600M Dual | 235 | NA |
| Radeon HD 8450G + 8670M Dual | 232 | NA |
| Radeon HD 7640G + HD 7400M Dual | 232 | NA |
| Radeon HD 7640G + 7610M Dual | 231 | NA |
| Radeon HD 7640G + HD 8500M N HD 8500M Dual | 231 | NA |
| Radeon HD 7640G + HD 8570M Dual | 230 | NA |
| Mobility Radeon HD 4250 | 229 | NA |
| Radeon HD 7600G + 6400M Dual | 229 | NA |
| Radeon HD 8450G + 8750M Dual | 228 | NA |
| Radeon HD 8450G + 8600M Dual | 227 | NA |
| Radeon HD 8570D + HD8490 Dual | 226 | NA |
| Mobility Radeon HD 5650 | 226 | NA |
| Radeon HD 7520G + 7670M Dual | 224 | NA |
| PHDGD Ivy 5 | 223 | NA |
| Radeon HD 7520G + HD 7400M Dual | 222 | NA |
| Radeon 3015e | 222 | NA |
| Radeon HD 7640G N HD 7640G + HD 8570M Dual | 222 | NA |
| Radeon HD 7640G + 6400M Dual | 221 | NA |
| RADEON HD6530D | 221 | NA |
| Radeon HD 7640G + 7470M Dual | 221 | NA |
| Radeon R5 230 | 220 | 81.10* |
| Radeon HD 7640G + 7400M Dual | 220 | NA |
| Radeon HD 5550 | 219 | 54.99* |
| Radeon HD 8470D | 215 | NA |
| GeForce 800A | 214 | NA |
| Radeon R4 | 214 | 396.99* |
| Radeon HD 7520G N HD 7520G + HD 7500/7600 7500/760 | 214 | NA |
| Radeon HD 8350G | 214 | NA |
| GeForce 810M | 212 | NA |
| Radeon HD 7520G + 7470M Dual | 212 | NA |
| Radeon HD 7520G + 8750M Dual | 212 | NA |
| Radeon HD 7520G + HD 8600/8700M Dual | 211 | NA |
| GeForce 610M | 211 | NA |
| Radeon HD 8690A | 210 | NA |
| GeForce GT 620 | 209 | 154.00* |
| Intel UHD Graphics 605 | 209 | NA |
| Radeon HD 8450G | 208 | NA |
| Incredible HD 4000 | 207 | NA |
| Radeon HD 7600G | 207 | NA |
| Radeon HD 7520G + 7610M Dual | 206 | NA |
| GeForce 810M | 205 | NA |
| Intel Media Accelerator HD | 203 | NA |
| Radeon HD 7620G N HD 7620G + HD 8600M N HD 8600M D | 202 | NA |
| NVS 315 | 201 | 69.99* |

[Radeon HD 7520G N HD 7520G + HD 7600M N HD 7600M D](#)


201


NA

 **Video Card** ▼

Dual

| | | |
|--|-----|---------|
| Radeon HD 7540D | 198 | NA |
| Radeon HD 6620G | 196 | NA |
| GRID K160Q | 196 | NA |
| Radeon HD 6530D | 194 | NA |
| Radeon HD 8280E | 193 | NA |
| Radeon HD 8410G | 192 | NA |
| Radeon HD 7600G + 7550M Dual | 191 | NA |
| Radeon HD 7520G | 189 | NA |
| M880G with Mobility Radeon HD 4250 | 188 | NA |
| Radeon HD 8490 | 187 | 89.99* |
| Mobility Radeon HD 5000 Serisi | 184 | NA |
| Radeon HD 7470 | 183 | 81.37* |
| GeForce GT 625 | 181 | NA |
| GeForce GTS 250 | 181 | 69.99* |
| Radeon HD 8400 | 178 | NA |
| Radeon R3 | 178 | NA |
| GeForce GT 520M | 178 | 29.95* |
| Radeon HD 7600G + 7500M/7600M Dual | 177 | NA |
| GeForce GT 520 | 177 | 304.00* |
| GeForce GT 420 | 177 | 155.00* |
| Incredible HD | 176 | NA |
| Radeon R5 235 | 176 | 60.13* |
| Radeon HD 7520G + 7650M Dual | 176 | NA |
| GeForce GT 705 | 175 | 296.76* |
| GeForce GT 610 | 175 | 139.99* |
| Radeon HD 8400E | 175 | NA |
| Intel HD 505 | 175 | NA |
| GRID K120Q | 175 | NA |
| Intel UHD Graphics 600 | 174 | NA |
| Radeon R5E | 173 | NA |
| Radeon HD 7600G + 8500M/8700M Dual | 173 | NA |
| GeForce GT 520MX | 172 | NA |
| NVS 4200M | 169 | 399.00* |
| SUMO 9644 | 168 | NA |
| GRID K180Q | 168 | NA |
| Radeon HD 6520G | 168 | NA |
| RADEON HD6410D | 167 | NA |
| Radeon HD 7580D | 166 | NA |
| Radeon HD 7500G | 165 | NA |
| Radeon HD 7450A | 165 | NA |
| Radeon E6460 | 165 | NA |
| Radeon HD 8280 | 165 | NA |
| Radeon HD 8470 | 164 | NA |
| Radeon HD 6450A | 164 | NA |
| Radeon HD 8310E | 162 | NA |
| Radeon HD 7420G | 159 | NA |

| | | |
|---|---------------------|-------------------------|
| Radeon HD 8370D | 159 | NA |
| Matrox G200eR WDDM 2.0 | 159 | NA |
|  Video Card ▼ | | |
| Radeon HD 8330E | 155 | NA |
| Qualcomm Adreno 540 GPU | 148 | NA |
| Radeon HD 7640G + HD 7600M N HD 7600M Dual | 147 | NA |
| NVS 310 | 147 | 62.06* |
| GeForce 605 | 146 | 136.83* |
| Radeon HD 7450 | 145 | 49.99* |
| Radeon HD 6470M | 144 | 569.99* |
| Radeon HD 7480D | 144 | NA |
| Radeon HD 7400G | 143 | NA |
| Radeon HD 8280G | 143 | NA |
| Radeon HD 8250 | 143 | NA |
| Radeon R2 | 142 | NA |
| Radeon HD 6430M | 139 | NA |
| GeForce 410M | 138 | NA |
| Radeon HD 7660D + HD 7400 Dual | 138 | NA |
| Radeon HD 8240 | 138 | NA |
| GeForce 800M | 137 | NA |
| GeForce 510 | 136 | 69.99* |
| Radeon HD 6480G | 135 | NA |
| Intel 4th Generation Haswell HD | 133 | NA |
| Radeon HD 6410D | 133 | NA |
| Matrox G200eh WDDM 2.0 | 131 | NA |
| Radeon HD 6450 | 130 | 89.00* |
| PHDGD Ivy 4 | 130 | NA |
| Radeon R5 M435 | 127 | NA |
| RADEON HD6370D | 126 | NA |
| Intel HD 500 | 125 | NA |
| Intel HD manual-gen9_2015-133271 | 124 | NA |
| Radeon 520 | 124 | 89.99* |
| Matrox G200e WDDM 1.2 | 119 | NA |
| Matrox G200eR WDDM 1.2 | 119 | NA |
| A6 Micro-6500T Quad-Core APU with RadeonR4 | 119 | NA |
| Radeon R3E | 117 | NA |
| Radeon R2E | 117 | NA |
| Radeon HD 6370D | 117 | NA |
| GeForce GT 415M | 115 | NA |
| Mobility Radeon. HD 5470 | 105 | NA |
| Mobility Radeon HD 5470 | 100 | NA |
| Radeon HD 8210 | 97 | NA |
| Matrox G200eW | 96 | NA |
| Radeon HD 7340 | 94 | 552.69* |
| Radeon R5 M320 | 93 | NA |
| Radeon HD 5470 | 92 | NA |
| Radeon HD 6380G | 91 | 399.99* |
| Radeon HD 7340M | 91 | NA |
| Mobility Radeon HD 5450 | 91 | NA |

| | | |
|---|--------------------|-------------------------|
| Radeon HD 6320 | 88 | 554.99* |
| Matrox G200eW WDDM 1.2 | 85 | NA |
|  Video Card ▼ | | |
| Radeon HD 7350 | 83 | NA |
| Radeon HD 7310 | 81 | NA |
| Radeon HD 6230 | 80 | NA |
| RADEON HD 6350 | 79 | 59.00* |
| Radeon HD 7340G | 77 | NA |
| Radeon HD 8180 | 74 | NA |
| Radeon HD 6310 | 73 | NA |
| Qualcomm Adreno 618 GPU | 71 | NA |
| Matrox G200eR | 69 | NA |
| Radeon HD 6320 Graphic | 69 | NA |
| Radeon HD 6320M | 68 | NA |
| Radeon E6465 | 68 | NA |
| Matrox G200eh WDDM 1.2 | 68 | NA |
| Quadro FX 580 | 66 | 130.00* |
| Radeon HD 7310G | 61 | NA |
| Matrox G200eh | 60 | NA |
| Radeon HD 7310 - Carte graphique | 60 | NA |
| Radeon HD 7290 | 60 | NA |
| FirePro 2460 | 59 | 83.99* |
| GeForce 8400 GS | 58 | 85.97* |
| Mobility Radeon HD 5430 | 58 | NA |
| Radeon HD 6290 | 58 | NA |
| Radeon HD 7310M | 57 | NA |
| Radeon HD 7290M | 54 | NA |
| GeForce 9500 GT | 52 | 85.99* |
| Radeon HD 6290M | 48 | NA |
| Quadro FX 880M | 48 | NA |
| Radeon HD 5450 | 46 | 94.96* |
| Radeon HD 6250 | 46 | NA |
| Radeon HD 6300M | 45 | NA |
| FirePro 2270 | 42 | 134.00* |
| Quadro FX 570 | 42 | 115.00* |
| Radeon R5 220 | 41 | 85.26* |
| Radeon HD 8350 | 41 | 99.81* |
| Radeon HD 7350 | 41 | NA |
| Red Hat QXL controller | 36 | NA |
| GeForce GT 220 | 35 | 39.99* |
| GeForce 8600 GT | 33 | 196.00* |
| ZX Chrome 645/640 GPU | 31 | NA |
| VIA/S3G Chrome 645/640 GPU | 22 | NA |
| VIA/S3G C-645/640 GPU | 22 | NA |
| QXL KMDOD | 15 | NA |
| Radeon HD 3200 | 10 | NA |
| ION | 9 | 229.99* |
| Intel Media Accelerator 3150 | 9 | NA |

* - Last price seen from our affiliates.

* - Price available from our affiliates.

** - Last seen price.

Software

- [BurnInTest](#)
- [PerformanceTest](#)
- [OSForensics](#)
- [MemTest86](#)
- [WirelessMon](#)
- [Management Console](#)
- [Zoom Search Engine](#)
- [Free Software](#)

Benchmarks

- [CPU Benchmarks](#)
- [Video Card Benchmarks](#)
- [Hard Drive Benchmarks](#)
- [RAM Benchmarks](#)
- [PC Systems Benchmarks](#)
- [Software Marketshare](#)
- [Database Benchmarks](#)
- [Android Benchmarks](#)
- [iOS Benchmarks](#)
- [Internet Bandwidth](#)

Services

Store

Support

Forums

Hardware

- [USB3.0 Loopback Plugs](#)
- [USB2.0 Loopback Plugs](#)
- [PCIe Test Cards](#)
- [USB Power Delivery Tester](#)
- [Serial and Parallel Loopback Plugs](#)
- [USB Short Circuit Testers](#)

About Us

- [Company](#)
- [Contact Us](#)
- [The Press Room](#)

International

Disclaimer

Refunds

Privacy

Social



Copyright © 2024 PassMark® Software

