


# Videocard Benchmarks

Over 1,000,000 Video Cards Benchmarked

## Video Card List


Below is an alphabetical list of all Video Card types that appear in the charts. Clicking on a specific Video Card will take you to the chart it appears in and will highlight it for you.

 **VIDEO CARD**

### Single Video Card

Find Videocard


Videocard Name	Passmark G3D Mark (higher is better)	Rank (lower is better)	Videocard Value (higher is better)	Price (USD)
<a href="#">256MB DDR Radeon 9800 XT</a>	37	2272	NA	NA
<a href="#">7900 MOD - Radeon HD 6520G</a>	610	1432	NA	NA
<a href="#">7900 MOD - Radeon HD 6550D</a>	892	1168	NA	NA
<a href="#">A6 Micro-6500T Quad-Core APU with RadeonR4</a>	220	1841	NA	NA
<a href="#">A10-8Q</a>	7041	282	NA	NA
<a href="#">A16</a>	5597	337	NA	NA
<a href="#">ABIT Siluro T400</a>	3	2468	NA	NA
<a href="#">ALL-IN-WONDER 9000</a>	4	2435	NA	NA
<a href="#">ALL-IN-WONDER 9800</a>	23	2341	NA	NA
<a href="#">ALL-IN-WONDER RADEON 8500DV</a>	5	2420	NA	NA
<a href="#">ALL-IN-WONDER X800 GT</a>	84	2111	NA	NA
<a href="#">All-in-Wonder X1800XL</a>	30	2312	NA	NA
<a href="#">All-in-Wonder X1900</a>	127	1983	NA	NA
<a href="#">AMD Ryzen Z1 Extreme</a>	6556	301	NA	NA
<a href="#">AMIGAMERLIN 3.1-R1 For Voodoo 4 4500 PCI</a>	3	2493	NA	NA
<a href="#">ASUS A7000</a>	9	2381	NA	NA
<a href="#">ASUS AGP-V3800PRO v31.40H</a>	4	2454	NA	NA
<a href="#">ASUS EAH4870x2</a>	496	1581	NA	NA
<a href="#">Asus GTX 650 FML II EC-EGPU</a>	720	1317	NA	NA

 High End

High Mid Range


Low Mid Range


Low End

 Best Value


Common

Market Share

 Compare <sup>0</sup>

 Video Card Mega List

[Search Model](#)

 GPU Compute Video Card Chart

Power Performance Video Card Chart

2D Graphics Video Card List

Videocard Name	Passmark G3D Mark (higher is better)	Rank (lower is better)	Videocard Value (higher is better)	Price (USD)
<u>ASUS V9520-X V62.11</u>	7	2392	NA	NA
<u>B8DKMDAP</u>	4557	417	NA	NA
<u>Barco MXRT 1450</u>	205	1864	NA	NA
<u>Barco MXRT 2600</u>	900	1161	<a href="#">4.52</a>	<a href="#">\$199.00*</a>
<u>Barco MXRT 5400</u>	1161	1021	<a href="#">5.72</a>	<a href="#">\$203.00*</a>
<u>Barco MXRT 5450</u>	1079	1056	<a href="#">5.40</a>	<a href="#">\$199.99*</a>
<u>Barco MXRT 5500</u>	2701	594	<a href="#">9.04</a>	<a href="#">\$299.00*</a>
<u>Barco MXRT 5600</u>	2465	634	<a href="#">3.50</a>	<a href="#">\$704.00*</a>
<u>Barco MXRT 7100</u>	180	1888	NA	NA
<u>Barco MXRT 7400</u>	900	1160	<a href="#">9.10</a>	<a href="#">\$99.00*</a>
<u>Barco MXRT 7500</u>	3753	473	<a href="#">12.55</a>	<a href="#">\$299.00*</a>
<u>Barco MXRT 7600</u>	4943	394	<a href="#">8.20</a>	<a href="#">\$602.59*</a>
<u>BASICDISPLAY</u>	69	2159	NA	NA
<u>Citrix Indirect Display Adapter</u>	2365	654	NA	NA
<u>CONNECT 3D RADEON X300</u>	36	2278	NA	NA
<u>Custom GPU 0405</u>	2815	573	NA	NA
<u>Dell 8100</u>	2	2519	<a href="#">0.00</a>	<a href="#">\$999.11*</a>
<u>Dell 8200</u>	4	2456	NA	NA
<u>Diamond X1300-PCIE 256MB</u>	70	2157	NA	NA
<u>EAH5450</u>	134	1969	<a href="#">1.22</a>	<a href="#">\$109.99*</a>
<u>EIZO Quadro MED-XN51LP</u>	5048	385	NA	NA
<u>Embedded Radeon E9173</u>	1806	813	NA	NA
<u>Eng Sample: 100-000000261-50_Y</u>	2859	564	NA	NA
<u>Extreme AX850 PRO</u>	120	2005	NA	NA
<u>FireGL T2-128</u>	30	2309	NA	NA
<u>FireGL V3100</u>	52	2207	NA	NA
<u>FireGL V3200</u>	84	2108	NA	NA
<u>FireGL V3300</u>	70	2154	NA	NA
<u>FireGL V3350</u>	68	2165	NA	NA
<u>FireGL V3400</u>	103	2062	NA	NA
<u>FireGL V3600</u>	179	1889	<a href="#">1.12</a>	<a href="#">\$160.99*</a>
Videocard Name	Passmark G3D Mark (higher is better)	Rank (lower is better)	Videocard Value (higher is better)	Price (USD)
<u>FireGL V5100</u>	92	2091	<a href="#">0.81</a>	<a href="#">\$114.96*</a>

Videocard Name	Passmark G3D Mark (higher is better)	Rank (lower is better)	Videocard Value (higher is better)	Price (USD)
<a href="#">FireGL V5200</a>	114	2027	<a href="#">0.86</a>	<a href="#">\$133.40*</a>
<a href="#">FireGL V5600</a>	341	1727	<a href="#">1.52</a>	<a href="#">\$225.00*</a>
<a href="#">FireGL V7100</a>	71	2148	<a href="#">0.22</a>	<a href="#">\$328.67*</a>
<a href="#">FireGL V7200</a>	116	2019	NA	NA
<a href="#">FireGL V7300</a>	128	1981	<a href="#">0.11</a>	<a href="#">\$1,189.99*</a>
<a href="#">FireGL V7350</a>	110	2042	<a href="#">0.93</a>	<a href="#">\$119.42*</a>
<a href="#">FireGL V7600</a>	615	1427	NA	NA
<a href="#">FireGL V7700</a>	660	1371	<a href="#">9.43</a>	<a href="#">\$69.99*</a>
<a href="#">FireGL V8600</a>	838	1198	NA	NA
<a href="#">FireGL V8650</a>	550	1513	<a href="#">1.84</a>	<a href="#">\$298.99*</a>
<a href="#">FireGL X1</a>	59	2192	NA	NA
<a href="#">FireMV 2200 PCI</a>	1	2535	NA	NA
<a href="#">FireMV 2200 PCIe</a>	36	2280	<a href="#">0.40</a>	<a href="#">\$89.99*</a>
<a href="#">FireMV 2250</a>	45	2236	<a href="#">0.44</a>	<a href="#">\$104.00*</a>
<a href="#">FireMV 2260</a>	117	2014	<a href="#">1.33</a>	<a href="#">\$88.08*</a>
<a href="#">FireMV 2400 PCIe</a>	11	2374	NA	NA
<a href="#">FireMV 2450</a>	73	2142	NA	NA
<a href="#">FirePro 3D V3700</a>	178	1892	<a href="#">2.10</a>	<a href="#">\$84.99*</a>
<a href="#">FirePro 3D V3750</a>	341	1725	<a href="#">6.71</a>	<a href="#">\$50.88*</a>
<a href="#">FirePro 3D V3800</a>	472	1609	<a href="#">3.15</a>	<a href="#">\$149.99*</a>
<a href="#">FirePro 3D V4800</a>	853	1188	<a href="#">5.33</a>	<a href="#">\$159.99*</a>
<a href="#">FirePro 3D V5700</a>	546	1517	<a href="#">1.71</a>	<a href="#">\$319.99*</a>
<a href="#">FirePro 3D V5800</a>	1231	991	<a href="#">6.04</a>	<a href="#">\$204.00*</a>
<a href="#">FirePro 3D V7750</a>	545	1522	<a href="#">1.56</a>	<a href="#">\$350.00*</a>
<a href="#">FirePro 3D V7800</a>	1867	789	<a href="#">3.11</a>	<a href="#">\$599.99*</a>
<a href="#">FirePro 3D V8700</a>	1206	999	<a href="#">7.09</a>	<a href="#">\$170.07*</a>
<a href="#">FirePro 3D V8750</a>	1271	973	<a href="#">1.03</a>	<a href="#">\$1,230.99*</a>
<a href="#">FirePro 3D V8800</a>	2437	638	<a href="#">5.74</a>	<a href="#">\$424.99*</a>
<a href="#">FirePro 3D V9800</a>	2811	574	<a href="#">1.13</a>	<a href="#">\$2,499.00*</a>
<a href="#">FirePro 2260</a>	112	2032	NA	NA
<a href="#">FirePro 2270</a>	142	1943	<a href="#">1.06</a>	<a href="#">\$134.00*</a>
<a href="#">FirePro 2450</a>	51	2216	<a href="#">0.57</a>	<a href="#">\$89.99*</a>
<a href="#">FirePro 2460</a>	170	1902	<a href="#">2.03</a>	<a href="#">\$83.99*</a>
<a href="#">FirePro M2000</a>	424	1656	NA	NA

Videocard Name	Passmark G3D Mark (higher is better)	Rank (lower is better)	Videocard Value (higher is better)	Price (USD)
<a href="#">FirePro M4000</a>	1604	868	<a href="#">22.02</a>	<a href="#">\$72.83*</a>
<a href="#">FirePro M4000 Mobility Pro</a>	1628	858	NA	NA
<a href="#">Firepro M4100</a>	1059	1065	NA	NA
<a href="#">FirePro M4150</a>	945	1128	NA	NA
<a href="#">FirePro M4170</a>	1119	1034	NA	NA
<a href="#">FirePro M5100</a>	2102	719	NA	NA
<a href="#">FirePro M5100 FireGL V</a>	1839	799	NA	NA
<a href="#">FirePro M5950</a>	1314	961	NA	NA
<a href="#">FirePro M6000</a>	1820	809	<a href="#">5.58</a>	<a href="#">\$325.99*</a>
<a href="#">FirePro M6000 Mobility Pro</a>	1712	837	NA	NA
<a href="#">FirePro M6100</a>	2122	712	NA	NA
<a href="#">FirePro M6100 FireGL V</a>	2853	565	NA	NA
<a href="#">FirePro M7740</a>	665	1367	NA	NA
<a href="#">FirePro M40003</a>	1364	948	NA	NA
Videocard Name	Passmark G3D Mark (higher is better)	Rank (lower is better)	Videocard Value (higher is better)	Price (USD)
<a href="#">FirePro R5000</a>	2646	602	<a href="#">24.06</a>	<a href="#">\$109.99*</a>
<a href="#">FirePro RG220</a>	335	1734	<a href="#">0.52</a>	<a href="#">\$650.18*</a>
<a href="#">FirePro S7000</a>	4523	419	<a href="#">18.35</a>	<a href="#">\$246.54*</a>
<a href="#">FirePro S7150</a>	2726	587	<a href="#">1.61</a>	<a href="#">\$1,697.99*</a>
<a href="#">FirePro S9000</a>	5059	383	NA	NA
<a href="#">FirePro S9050</a>	4901	396	NA	NA
<a href="#">FirePro S10000</a>	4768	405	NA	NA
<a href="#">FirePro V3800</a>	320	1749	<a href="#">2.57</a>	<a href="#">\$124.99*</a>
<a href="#">FirePro V3900</a>	646	1387	<a href="#">2.71</a>	<a href="#">\$238.44*</a>
<a href="#">FirePro V4900</a>	987	1101	<a href="#">6.59</a>	<a href="#">\$149.99*</a>
<a href="#">FirePro V5700</a>	464	1617	<a href="#">2.47</a>	<a href="#">\$188.06*</a>
<a href="#">FirePro V5800</a>	1175	1014	<a href="#">22.18</a>	<a href="#">\$53.00*</a>
<a href="#">FirePro V5900</a>	1269	974	<a href="#">14.77</a>	<a href="#">\$86.00*</a>
<a href="#">FirePro V7000</a>	3161	539	NA	NA
<a href="#">FirePro V7800</a>	2028	738	<a href="#">10.68</a>	<a href="#">\$190.00*</a>
<a href="#">FirePro V7900</a>	2304	676	<a href="#">12.13</a>	<a href="#">\$190.00*</a>
<a href="#">FirePro V8700</a>	1538	893	<a href="#">9.75</a>	<a href="#">\$157.88*</a>
<a href="#">FirePro V8800</a>	2280	680	<a href="#">11.52</a>	<a href="#">\$198.00*</a>

Videocard Name	Passmark G3D Mark (higher is better)	Rank (lower is better)	Videocard Value (higher is better)	Price (USD)
<a href="#">FirePro V9800</a>	2726	588	<a href="#">5.75</a>	<a href="#">\$474.00*</a>
<a href="#">FirePro W600</a>	1671	846	<a href="#">4.03</a>	<a href="#">\$414.99*</a>
<a href="#">FirePro W2100</a>	882	1173	<a href="#">14.96</a>	<a href="#">\$59.00*</a>
<a href="#">FirePro W4100</a>	1526	897	<a href="#">8.30</a>	<a href="#">\$184.00*</a>
<a href="#">FirePro W4170M</a>	1036	1075	NA	NA
<a href="#">Firepro W4190M</a>	1163	1018	NA	NA
<a href="#">FirePro W4300</a>	2818	571	<a href="#">11.74</a>	<a href="#">\$239.99*</a>
<a href="#">FirePro W5000</a>	2973	555	<a href="#">16.16</a>	<a href="#">\$184.00*</a>
<a href="#">FirePro W5100</a>	2979	553	<a href="#">23.65</a>	<a href="#">\$125.99*</a>
<a href="#">FirePro W5130M</a>	1409	939	NA	NA
<a href="#">Firepro W5170M</a>	1749	821	NA	NA
<a href="#">FirePro W6150M</a>	2358	659	NA	NA
<a href="#">FirePro W7000</a>	4276	439	<a href="#">15.38</a>	<a href="#">\$278.05*</a>
<a href="#">FirePro W7000 Adapter</a>	4359	432	NA	NA
<a href="#">FirePro W7100</a>	5313	361	<a href="#">13.65</a>	<a href="#">\$389.30*</a>
<a href="#">FirePro W7170M</a>	3161	540	NA	NA
<a href="#">FirePro W8000</a>	4095	448	<a href="#">7.15</a>	<a href="#">\$573.00*</a>
<a href="#">FirePro W8100</a>	7279	276	<a href="#">10.34</a>	<a href="#">\$704.00*</a>
<a href="#">FirePro W9000</a>	6138	318	<a href="#">7.26</a>	<a href="#">\$845.00*</a>
<a href="#">FirePro W9100</a>	7986	252	<a href="#">4.62</a>	<a href="#">\$1,729.99*</a>
<a href="#">FireStream 9170</a>	647	1384	NA	NA
<a href="#">FireStream 9250</a>	1164	1017	NA	NA
<a href="#">FireStream 9270</a>	1341	956	NA	NA
<a href="#">FireStream 9370</a>	2528	622	NA	NA
<a href="#">GeCube RADEON 7000</a>	8	2383	NA	NA
<a href="#">GeForce2 Go</a>	4	2460	NA	NA
<a href="#">GeForce2 GTS/GeForce2 Pro</a>	3	2465	NA	NA
<a href="#">GeForce2 Integrated GPU</a>	4	2455	NA	NA
<a href="#">GeForce2 MX</a>	2	2504	NA	NA
<a href="#">GeForce2 MX 100/200</a>	3	2489	NA	NA
<a href="#">GeForce2 MX with DVI-D and TV-out</a>	4	2439	NA	NA
Videocard Name	Passmark G3D Mark (higher is better)	Rank (lower is better)	Videocard Value (higher is better)	Price (USD)
<a href="#">GeForce2 MX with TV Out</a>	2	2513	NA	NA

Videocard Name	Passmark G3D Mark (higher is better)	Rank (lower is better)	Videocard Value (higher is better)	Price (USD)
<u>GeForce2 MX/MX 400</u>	3	2467	NA	NA
<u>GeForce2 Ti</u>	4	2447	NA	NA
<u>GeForce2 Ultra</u>	6	2405	NA	NA
<u>GeForce3</u>	4	2436	NA	NA
<u>GeForce3 Ti 200</u>	4	2462	NA	NA
<u>GeForce3 Ti 500</u>	2	2515	NA	NA
<u>GeForce4 420 Go</u>	3	2486	NA	NA
<u>GeForce4 420 Go 32M</u>	5	2425	NA	NA
<u>GeForce4 440</u>	4	2433	NA	NA
<u>GeForce4 440 Go</u>	3	2473	NA	NA
<u>GeForce4 440 Go 64M</u>	5	2411	NA	NA
<u>GeForce4 448 Go</u>	5	2422	NA	NA
<u>GeForce4 4200 Go</u>	3	2466	NA	NA
<u>GeForce4 MX 420</u>	4	2440	NA	NA
<u>GeForce4 MX 440</u>	4	2450	NA	NA
<u>GeForce4 MX 440 with AGP8X</u>	4	2437	NA	NA
<u>GeForce4 MX 440SE</u>	4	2449	NA	NA
<u>GeForce4 MX 460</u>	4	2459	NA	NA
<u>GeForce4 MX 4000</u>	4	2453	NA	NA
<u>GeForce4 MX Integrated GPU</u>	6	2403	NA	NA
<u>GeForce4 Ti 4200</u>	5	2421	NA	NA
<u>GeForce4 Ti 4400</u>	7	2396	NA	NA
<u>GeForce4 Ti 4600</u>	5	2423	<a href="#">0.10</a>	<a href="#">\$53.99*</a>
<u>GeForce4 Ti 4800</u>	5	2413	NA	NA
<u>GeForce4 Ti 4800 SE</u>	6	2399	NA	NA
<u>GeForce9400M</u>	105	2052	NA	NA
<u>GeForce 205</u>	126	1986	NA	NA
<u>GeForce 210</u>	111	2039	<a href="#">2.06</a>	<a href="#">\$54.15*</a>
<u>GeForce 240M GT</u>	319	1752	NA	NA
<u>GeForce 256</u>	5	2431	<a href="#">0.12</a>	<a href="#">\$42.04*</a>
<u>GeForce 305M</u>	150	1926	NA	NA
<u>GeForce 310</u>	119	2006	<a href="#">1.10</a>	<a href="#">\$108.35*</a>
<u>GeForce 310M</u>	112	2030	NA	NA
<u>GeForce 315</u>	158	1914	<a href="#">4.80</a>	<a href="#">\$32.99*</a>

Videocard Name	Passmark G3D Mark (higher is better)	Rank (lower is better)	Videocard Value (higher is better)	Price (USD)
<a href="#">GeForce 315M</a>	115	2022	NA	NA
<a href="#">GeForce 320M</a>	209	1857	NA	NA
<a href="#">GeForce 405</a>	120	2004	<a href="#">4.89</a>	<a href="#">\$24.64*</a>
<a href="#">GeForce 410M</a>	257	1806	NA	NA
<a href="#">GeForce 505</a>	118	2012	<a href="#">1.03</a>	<a href="#">\$115.06*</a>
<a href="#">GeForce 510</a>	254	1809	<a href="#">3.64</a>	<a href="#">\$69.99*</a>
<a href="#">GeForce 605</a>	319	1751	<a href="#">2.34</a>	<a href="#">\$136.83*</a>
<a href="#">GeForce 610M</a>	291	1772	NA	NA
<a href="#">GeForce 615</a>	545	1520	NA	NA
<a href="#">GeForce 705M</a>	455	1632	NA	NA
<a href="#">GeForce 710A</a>	475	1602	NA	NA
<a href="#">GeForce 710M</a>	460	1624	NA	NA
<a href="#">GeForce 720A</a>	614	1428	NA	NA
<a href="#">GeForce 730A</a>	771	1259	NA	NA
Videocard Name	Passmark G3D Mark (higher is better)	Rank (lower is better)	Videocard Value (higher is better)	Price (USD)
<a href="#">GeForce 770M</a>	3245	527	<a href="#">18.34</a>	<a href="#">\$176.99*</a>
<a href="#">GeForce 800A</a>	476	1601	NA	NA
<a href="#">GeForce 800M</a>	457	1628	NA	NA
<a href="#">GeForce 810A</a>	622	1418	NA	NA
<a href="#">GeForce 810M</a>	404	1675	NA	NA
<a href="#">GeForce 820A</a>	555	1506	NA	NA
<a href="#">GeForce 820M</a>	500	1574	NA	NA
<a href="#">GeForce 825M</a>	782	1248	NA	NA
<a href="#">GeForce 830A</a>	1138	1026	NA	NA
<a href="#">GeForce 830M</a>	1005	1090	NA	NA
<a href="#">GeForce 840A</a>	1179	1011	NA	NA
<a href="#">GeForce 840M</a>	1086	1051	NA	NA
<a href="#">GeForce 845M</a>	1524	899	NA	NA
<a href="#">GeForce 910M</a>	601	1445	NA	NA
<a href="#">GeForce 920A</a>	846	1197	NA	NA
<a href="#">GeForce 920M</a>	723	1312	NA	NA
<a href="#">GeForce 920MX</a>	1078	1057	NA	NA
<a href="#">GeForce 930A</a>	1267	976	NA	NA

Videocard Name	Passmark G3D Mark (higher is better)	Rank (lower is better)	Videocard Value (higher is better)	Price (USD)
<u>GeForce 930M</u>	1012	1085	NA	NA
<u>GeForce 930MX</u>	1293	970	NA	NA
<u>GeForce 940A</u>	1106	1040	NA	NA
<u>GeForce 940M</u>	1122	1031	NA	NA
<u>GeForce 940MX</u>	1513	902	NA	NA
<u>GeForce 945A</u>	1852	797	NA	NA
<u>GeForce 945M</u>	2107	716	NA	NA
<u>GeForce 999 GTX</u>	83	2115	NA	NA
<u>GeForce 6100</u>	27	2320	NA	NA
<u>GeForce 6100 nForce 400</u>	25	2330	NA	NA
<u>GeForce 6100 nForce 405</u>	26	2322	NA	NA
<u>GeForce 6100 nForce 420</u>	25	2329	NA	NA
<u>GeForce 6100 nForce 430</u>	23	2343	NA	NA
<u>GeForce 6150</u>	21	2346	<a href="#">0.07</a>	<a href="#">\$329.00*</a>
<u>GeForce 6150 LE</u>	33	2296	NA	NA
<u>GeForce 6150SE</u>	24	2334	NA	NA
<u>GeForce 6150SE nForce 430</u>	30	2310	NA	NA
<u>GeForce 6200</u>	37	2274	<a href="#">0.37</a>	<a href="#">\$99.99*</a>
<u>GeForce 6200 A-LE</u>	32	2304	NA	NA
<u>GeForce 6200 LE</u>	27	2316	<a href="#">0.68</a>	<a href="#">\$41.24*</a>
<u>GeForce 6200 TurboCache</u>	53	2206	NA	NA
<u>GeForce 6200A</u>	3	2476	<a href="#">0.07</a>	<a href="#">\$54.99*</a>
<u>GeForce 6200SE TurboCache</u>	37	2276	NA	NA
<u>GeForce 6500</u>	38	2268	NA	NA
<u>GeForce 6600</u>	86	2106	<a href="#">0.33</a>	<a href="#">\$264.00*</a>
<u>GeForce 6600 GT</u>	143	1940	<a href="#">2.21</a>	<a href="#">\$64.95*</a>
<u>GeForce 6600 LE</u>	51	2214	NA	NA
<u>GeForce 6610 XL</u>	88	2103	NA	NA
<u>GeForce 6700 XL</u>	95	2083	NA	NA
<u>GeForce 6800</u>	112	2033	<a href="#">0.20</a>	<a href="#">\$559.29*</a>
<u>GeForce 6800 GS</u>	191	1878	NA	NA
Videocard Name	Passmark G3D Mark (higher is better)	Rank (lower is better)	Videocard Value (higher is better)	Price (USD)
<u>GeForce 6800 GS/XT</u>	102	2065	NA	NA



Videocard Name	Passmark G3D Mark (higher is better)	Rank (lower is better)	Videocard Value (higher is better)	Price (USD)
<u>GeForce 6800 GT</u>	142	1944	NA	NA
<u>GeForce 6800 LE</u>	109	2045	NA	NA
<u>GeForce 6800 Ultra</u>	138	1954	NA	NA
<u>GeForce 6800 XE</u>	58	2193	NA	NA
<u>GeForce 6800 XT</u>	123	1993	NA	NA
<u>GeForce 7000M</u>	13	2367	NA	NA
<u>GeForce 7000M / nForce 610M</u>	12	2368	NA	NA
<u>GeForce 7025 / nForce 630a</u>	32	2301	NA	NA
<u>GeForce 7050 / nForce 610i</u>	25	2331	NA	NA
<u>GeForce 7050 / nForce 620i</u>	41	2252	NA	NA
<u>GeForce 7050 / nForce 630i</u>	37	2271	NA	NA
<u>GeForce 7050 PV / nForce 630a</u>	31	2307	NA	NA
<u>GeForce 7100 / nForce 620i</u>	26	2325	NA	NA
<u>GeForce 7100 / nForce 630i</u>	41	2253	NA	NA
<u>GeForce 7100 GS</u>	51	2215	NA	NA
<u>GeForce 7150 / nForce 630i</u>	33	2299	NA	NA
<u>GeForce 7150M / nForce 630M</u>	18	2354	NA	NA
<u>GeForce 7200 GS</u>	23	2342	NA	NA
<u>GeForce 7300 GS</u>	78	2135	NA	NA
<u>GeForce 7300 GT</u>	136	1961	<a href="#">0.91</a>	<a href="#">\$149.99*</a>
<u>GeForce 7300 LE</u>	80	2131	<a href="#">2.50</a>	<a href="#">\$32.00*</a>
<u>GeForce 7300 SE</u>	39	2266	NA	NA
<u>GeForce 7300 SE/7200 GS</u>	47	2229	NA	NA
<u>GeForce 7350 LE</u>	74	2141	NA	NA
<u>GeForce 7500 LE</u>	89	2102	NA	NA
<u>GeForce 7600 GS</u>	157	1916	<a href="#">0.90</a>	<a href="#">\$175.00*</a>
<u>GeForce 7600 GT</u>	217	1845	<a href="#">1.09</a>	<a href="#">\$199.00*</a>
<u>GeForce 7650 GS</u>	134	1971	NA	NA
<u>GeForce 7800 GS</u>	177	1893	NA	NA
<u>GeForce 7800 GT</u>	244	1819	<a href="#">3.05</a>	<a href="#">\$80.00*</a>
<u>GeForce 7800 GTX</u>	290	1773	<a href="#">4.06</a>	<a href="#">\$71.60*</a>
<u>GeForce 7900 GS</u>	253	1811	NA	NA
<u>GeForce 7900 GT</u>	258	1805	<a href="#">1.30</a>	<a href="#">\$199.00*</a>
<u>GeForce 7900 GT/GTO</u>	247	1816	NA	NA

Videocard Name	Passmark G3D Mark (higher is better)	Rank (lower is better)	Videocard Value (higher is better)	Price (USD)
<a href="#">GeForce 7900 GTX</a>	387	1687	NA	NA
<a href="#">GeForce 7950 GT</a>	344	1724	<a href="#">1.69</a>	<a href="#">\$203.99*</a>
<a href="#">GeForce 7950 GX2</a>	201	1867	<a href="#">3.67</a>	<a href="#">\$54.99*</a>
<a href="#">GeForce 7950 Xtreme</a>	287	1776	NA	NA
<a href="#">GeForce 8100 / nForce 720a</a>	79	2134	NA	NA
<a href="#">GeForce 8200</a>	155	1920	NA	NA
<a href="#">GeForce 8200M G</a>	58	2196	NA	NA
<a href="#">GeForce 8300</a>	101	2069	<a href="#">4.48</a>	<a href="#">\$22.68*</a>
<a href="#">GeForce 8300 GS</a>	115	2023	NA	NA
<a href="#">GeForce 8400</a>	81	2126	<a href="#">0.14</a>	<a href="#">\$589.99*</a>
<a href="#">GeForce 8400 GS</a>	150	1927	<a href="#">1.75</a>	<a href="#">\$85.97*</a>
<a href="#">GeForce 8400 SE</a>	68	2166	NA	NA
<a href="#">GeForce 8400M G</a>	58	2194	NA	NA
<a href="#">GeForce 8400M GS</a>	112	2035	<a href="#">1.44</a>	<a href="#">\$78.20*</a>
Videocard Name	Passmark G3D Mark (higher is better)	Rank (lower is better)	Videocard Value (higher is better)	Price (USD)
<a href="#">GeForce 8400M GT</a>	66	2175	NA	NA
<a href="#">GeForce 8500 GT</a>	129	1978	NA	NA
<a href="#">GeForce 8600 GS</a>	91	2094	NA	NA
<a href="#">GeForce 8600 GT</a>	120	2003	<a href="#">0.62</a>	<a href="#">\$196.00*</a>
<a href="#">GeForce 8600 GTS</a>	149	1929	<a href="#">0.62</a>	<a href="#">\$241.99*</a>
<a href="#">GeForce 8600M GS</a>	70	2155	NA	NA
<a href="#">GeForce 8600M GT</a>	89	2099	<a href="#">0.83</a>	<a href="#">\$108.10*</a>
<a href="#">GeForce 8700M GT</a>	124	1989	NA	NA
<a href="#">GeForce 8800 GS</a>	330	1739	NA	NA
<a href="#">GeForce 8800 GT</a>	481	1591	<a href="#">6.89</a>	<a href="#">\$69.99*</a>
<a href="#">GeForce 8800 GTS</a>	419	1662	<a href="#">5.25</a>	<a href="#">\$79.99*</a>
<a href="#">GeForce 8800 GTS 512</a>	568	1492	NA	NA
<a href="#">GeForce 8800 GTX</a>	590	1459	<a href="#">4.92</a>	<a href="#">\$119.99*</a>
<a href="#">GeForce 8800 Ultra</a>	642	1391	NA	NA
<a href="#">GeForce 8800M GTS</a>	382	1689	NA	NA
<a href="#">GeForce 8800M GTX</a>	462	1622	NA	NA
<a href="#">GeForce 9100</a>	81	2119	NA	NA
<a href="#">GeForce 9100M G</a>	68	2167	NA	NA

Videocard Name	Passmark G3D Mark (higher is better)	Rank (lower is better)	Videocard Value (higher is better)	Price (USD)
<a href="#">GeForce 9200</a>	168	1906	NA	NA
<a href="#">GeForce 9200M GE</a>	143	1941	NA	NA
<a href="#">GeForce 9200M GS</a>	111	2040	NA	NA
<a href="#">GeForce 9300</a>	126	1984	<a href="#">2.15</a>	<a href="#">\$59.00*</a>
<a href="#">GeForce 9300 / nForce 730i</a>	128	1979	NA	NA
<a href="#">GeForce 9300 GE</a>	76	2137	<a href="#">3.31</a>	<a href="#">\$22.99*</a>
<a href="#">GeForce 9300 GS</a>	102	2066	<a href="#">1.71</a>	<a href="#">\$59.95*</a>
<a href="#">GeForce 9300 SE</a>	81	2124	NA	NA
<a href="#">GeForce 9300GE</a>	97	2078	<a href="#">1.01</a>	<a href="#">\$97.20*</a>
<a href="#">GeForce 9300M G</a>	84	2110	NA	NA
<a href="#">GeForce 9300M GS</a>	87	2104	<a href="#">2.02</a>	<a href="#">\$43.42*</a>
<a href="#">GeForce 9400</a>	98	2073	NA	NA
<a href="#">GeForce 9400 GT</a>	144	1939	<a href="#">0.91</a>	<a href="#">\$159.99*</a>
<a href="#">GeForce 9400M</a>	67	2170	NA	NA
<a href="#">GeForce 9400M G</a>	67	2171	NA	NA
<a href="#">GeForce 9450</a>	104	2056	NA	NA
<a href="#">GeForce 9500 GS</a>	187	1882	NA	NA
<a href="#">GeForce 9500 GT</a>	156	1919	<a href="#">1.82</a>	<a href="#">\$85.99*</a>
<a href="#">GeForce 9500M</a>	103	2061	<a href="#">1.02</a>	<a href="#">\$101.20*</a>
<a href="#">GeForce 9500M G</a>	121	2000	NA	NA
<a href="#">GeForce 9500M GS</a>	134	1970	NA	NA
<a href="#">GeForce 9600 GS</a>	281	1782	NA	NA
<a href="#">GeForce 9600 GSO</a>	327	1744	<a href="#">6.54</a>	<a href="#">\$49.99*</a>
<a href="#">GeForce 9600 GSO 512</a>	329	1740	NA	NA
<a href="#">GeForce 9600 GT</a>	487	1588	<a href="#">7.50</a>	<a href="#">\$64.99*</a>
<a href="#">GeForce 9600M GS</a>	118	2013	NA	NA
<a href="#">GeForce 9600M GT</a>	136	1960	<a href="#">1.75</a>	<a href="#">\$78.20*</a>
<a href="#">GeForce 9600M GT / GeForce GT 220M</a>	293	1770	NA	NA
<a href="#">GeForce 9650M GS</a>	270	1792	NA	NA
<a href="#">GeForce 9650M GT</a>	137	1958	<a href="#">1.17</a>	<a href="#">\$117.30*</a>
<a href="#">GeForce 9700M GT</a>	208	1859	NA	NA
Videocard Name	Passmark G3D Mark (higher is better)	Rank (lower is better)	Videocard Value (higher is better)	Price (USD)
<a href="#">GeForce 9700M GTS</a>	278	1786	NA	NA

Videocard Name	Passmark G3D Mark (higher is better)	Rank (lower is better)	Videocard Value (higher is better)	Price (USD)
<a href="#">GeForce 9800 GT</a>	463	1618	<a href="#">6.18</a>	<a href="#">\$74.99*</a>
<a href="#">GeForce 9800 GT 1024MB</a>	134	1968	NA	NA
<a href="#">GeForce 9800 GTX</a>	769	1264	<a href="#">10.26</a>	<a href="#">\$74.99*</a>
<a href="#">GeForce 9800 GTX+</a>	506	1569	NA	NA
<a href="#">GeForce 9800 GTX/9800 GTX+</a>	608	1434	<a href="#">6.76</a>	<a href="#">\$89.99*</a>
<a href="#">GeForce 9800 GX2</a>	797	1238	<a href="#">4.09</a>	<a href="#">\$195.00*</a>
<a href="#">GeForce 9800 S</a>	635	1397	NA	NA
<a href="#">GeForce 9800M GS</a>	554	1509	NA	NA
<a href="#">GeForce 9800M GT</a>	381	1690	NA	NA
<a href="#">GeForce 9800M GTS</a>	401	1678	NA	NA
<a href="#">GeForce 9800M GTX</a>	454	1633	<a href="#">1.38</a>	<a href="#">\$328.50*</a>
<a href="#">GeForce FX 5100</a>	7	2391	NA	NA
<a href="#">GeForce FX 5200</a>	7	2394	<a href="#">0.06</a>	<a href="#">\$129.00*</a>
<a href="#">GeForce FX 5200 Ultra</a>	12	2371	NA	NA
<a href="#">GeForce FX 5200LE</a>	7	2397	<a href="#">0.16</a>	<a href="#">\$42.99*</a>
<a href="#">GeForce FX 5200SE</a>	11	2372	NA	NA
<a href="#">GeForce FX 5500</a>	8	2386	<a href="#">0.05</a>	<a href="#">\$153.97*</a>
<a href="#">GeForce FX 5600</a>	12	2369	NA	NA
<a href="#">GeForce FX 5600 Ultra</a>	17	2360	NA	NA
<a href="#">GeForce FX 5600XT</a>	9	2382	NA	NA
<a href="#">GeForce FX 5700</a>	40	2255	NA	NA
<a href="#">GeForce FX 5700 Ultra</a>	34	2290	NA	NA
<a href="#">GeForce FX 5700LE</a>	24	2335	NA	NA
<a href="#">GeForce FX 5700VE</a>	33	2298	NA	NA
<a href="#">GeForce FX 5900</a>	34	2287	NA	NA
<a href="#">GeForce FX 5900 Ultra</a>	41	2254	NA	NA
<a href="#">GeForce FX 5900XT</a>	40	2260	NA	NA
<a href="#">GeForce FX 5900ZT</a>	32	2302	NA	NA
<a href="#">GeForce FX 5950 Ultra</a>	59	2191	NA	NA
<a href="#">GeForce FX Go5300</a>	12	2370	NA	NA
<a href="#">GeForce FX Go5650</a>	16	2361	NA	NA
<a href="#">GeForce FX Go5700</a>	51	2213	NA	NA
<a href="#">GeForce FX Go 5200</a>	8	2384	NA	NA
<a href="#">GeForce FX Go 5600</a>	17	2358	NA	NA

Videocard Name	Passmark G3D Mark (higher is better)	Rank (lower is better)	Videocard Value (higher is better)	Price (USD)
<a href="#">GeForce G100</a>	184	1885	<a href="#">9.24</a>	<a href="#">\$19.99*</a>
<a href="#">GeForce G102M</a>	167	1908	NA	NA
<a href="#">GeForce G105M</a>	123	1991	NA	NA
<a href="#">GeForce G200</a>	136	1963	NA	NA
<a href="#">GeForce G205M</a>	91	2096	NA	NA
<a href="#">GeForce G210</a>	103	2063	<a href="#">0.84</a>	<a href="#">\$122.12*</a>
<a href="#">GeForce G210M</a>	116	2018	NA	NA
<a href="#">GeForce G 103M</a>	62	2184	NA	NA
<a href="#">GeForce G 105M</a>	62	2181	NA	NA
<a href="#">GeForce Go 6100</a>	17	2357	NA	NA
<a href="#">GeForce Go 6150</a>	19	2350	NA	NA
<a href="#">GeForce Go 6200</a>	15	2364	NA	NA
<a href="#">GeForce Go 6400</a>	24	2336	NA	NA
<a href="#">GeForce Go 6600</a>	69	2160	NA	NA
Videocard Name	Passmark G3D Mark (higher is better)	Rank (lower is better)	Videocard Value (higher is better)	Price (USD)
<a href="#">GeForce Go 6600 TE/6200 TE</a>	44	2240	NA	NA
<a href="#">GeForce Go 6800</a>	106	2051	NA	NA
<a href="#">GeForce Go 6800 Ultra</a>	137	1956	NA	NA
<a href="#">GeForce Go 7200</a>	45	2238	NA	NA
<a href="#">GeForce Go 7300</a>	52	2210	NA	NA
<a href="#">GeForce Go 7400</a>	65	2178	NA	NA
<a href="#">GeForce Go 7600</a>	127	1982	NA	NA
<a href="#">GeForce Go 7600 GT</a>	210	1856	NA	NA
<a href="#">GeForce Go 7700</a>	147	1933	NA	NA
<a href="#">GeForce Go 7800</a>	114	2026	NA	NA
<a href="#">GeForce Go 7800 GTX</a>	209	1858	NA	NA
<a href="#">GeForce Go 7900 GS</a>	176	1894	NA	NA
<a href="#">GeForce Go 7900 GTX</a>	270	1791	NA	NA
<a href="#">GeForce Go 7950 GTX</a>	263	1798	NA	NA
<a href="#">GeForce GPU</a>	1192	1006	NA	NA
<a href="#">GeForce GT625M</a>	457	1629	NA	NA
<a href="#">GeForce GT 120</a>	168	1905	<a href="#">5.63</a>	<a href="#">\$29.99*</a>
<a href="#">GeForce GT 120 / 9500 GT</a>	324	1745	NA	NA

Videocard Name	Passmark G3D Mark (higher is better)	Rank (lower is better)	Videocard Value (higher is better)	Price (USD)
<a href="#">GeForce GT 120M</a>	152	1924	NA	NA
<a href="#">GeForce GT 130</a>	381	1691	<a href="#">2.52</a>	<a href="#">\$151.34*</a>
<a href="#">GeForce GT 130M</a>	146	1937	NA	NA
<a href="#">GeForce GT 140</a>	657	1374	NA	NA
<a href="#">GeForce GT 220</a>	214	1849	<a href="#">5.36</a>	<a href="#">\$39.99*</a>
<a href="#">GeForce GT 220M</a>	121	1998	NA	NA
<a href="#">GeForce GT 230</a>	323	1747	<a href="#">7.35</a>	<a href="#">\$43.99*</a>
<a href="#">GeForce GT 230M</a>	212	1854	NA	NA
<a href="#">GeForce GT 240</a>	510	1563	<a href="#">3.17</a>	<a href="#">\$160.97*</a>
<a href="#">GeForce GT 240M</a>	203	1866	NA	NA
<a href="#">GeForce GT 320</a>	464	1616	<a href="#">14.22</a>	<a href="#">\$32.69*</a>
<a href="#">GeForce GT 320M</a>	105	2053	NA	NA
<a href="#">GeForce GT 325M</a>	169	1903	NA	NA
<a href="#">GeForce GT 330</a>	397	1680	<a href="#">9.94</a>	<a href="#">\$39.99*</a>
<a href="#">GeForce GT 330M</a>	214	1851	NA	NA
<a href="#">GeForce GT 335M</a>	384	1688	NA	NA
<a href="#">GeForce GT 340</a>	738	1300	<a href="#">13.93</a>	<a href="#">\$52.99*</a>
<a href="#">GeForce GT 415</a>	251	1814	NA	NA
<a href="#">GeForce GT 415M</a>	286	1778	NA	NA
<a href="#">GeForce GT 420</a>	423	1658	<a href="#">2.73</a>	<a href="#">\$155.00*</a>
<a href="#">GeForce GT 420M</a>	405	1674	NA	NA
<a href="#">GeForce GT 425M</a>	523	1551	NA	NA
<a href="#">GeForce GT 430</a>	601	1442	<a href="#">4.30</a>	<a href="#">\$139.99*</a>
<a href="#">GeForce GT 435M</a>	539	1532	NA	NA
<a href="#">GeForce GT 440</a>	770	1262	<a href="#">3.43</a>	<a href="#">\$225.00*</a>
<a href="#">GeForce GT 445M</a>	811	1228	NA	NA
<a href="#">GeForce GT 520</a>	308	1758	<a href="#">1.02</a>	<a href="#">\$304.00*</a>
<a href="#">GeForce GT 520M</a>	280	1784	<a href="#">9.37</a>	<a href="#">\$29.95*</a>
<a href="#">GeForce GT 520MX</a>	281	1783	NA	NA
<a href="#">GeForce GT 525M</a>	461	1623	NA	NA
<a href="#">GeForce GT 530</a>	665	1366	<a href="#">13.58</a>	<a href="#">\$49.00*</a>
Videocard Name	Passmark G3D Mark (higher is better)	Rank (lower is better)	Videocard Value (higher is better)	Price (USD)
<a href="#">GeForce GT 540M</a>	480	1594	<a href="#">5.46</a>	<a href="#">\$87.95*</a>

Videocard Name	Passmark G3D Mark (higher is better)	Rank (lower is better)	Videocard Value (higher is better)	Price (USD)
<a href="#">GeForce GT 545</a>	1099	1043	<a href="#">19.78</a>	<a href="#">\$55.59*</a>
<a href="#">GeForce GT 550M</a>	573	1484	NA	NA
<a href="#">GeForce GT 555M</a>	660	1370	<a href="#">3.73</a>	<a href="#">\$177.20*</a>
<a href="#">GeForce GT 610</a>	307	1760	<a href="#">2.20</a>	<a href="#">\$139.99*</a>
<a href="#">GeForce GT 610M / GT 620M / GT 710M / GT 720M / GT</a>	368	1705	NA	NA
<a href="#">GeForce GT 620</a>	377	1696	<a href="#">2.45</a>	<a href="#">\$154.00*</a>
<a href="#">GeForce GT 620M</a>	437	1649	NA	NA
<a href="#">GeForce GT 625</a>	353	1717	NA	NA
<a href="#">GeForce GT 625M</a>	478	1596	NA	NA
<a href="#">GeForce GT 630</a>	679	1356	<a href="#">4.62</a>	<a href="#">\$147.01*</a>
<a href="#">GeForce GT 630M</a>	540	1530	NA	NA
<a href="#">GeForce GT 635</a>	832	1205	<a href="#">12.44</a>	<a href="#">\$66.94*</a>
<a href="#">GeForce GT 635M</a>	561	1499	NA	NA
<a href="#">GeForce GT 640</a>	1177	1013	<a href="#">10.70</a>	<a href="#">\$109.99*</a>
<a href="#">GeForce GT 640M</a>	919	1147	NA	NA
<a href="#">GeForce GT 640M LE</a>	692	1343	<a href="#">0.81</a>	<a href="#">\$849.99*</a>
<a href="#">GeForce GT 645</a>	2005	746	NA	NA
<a href="#">GeForce GT 645M</a>	927	1140	NA	NA
<a href="#">GeForce GT 650M</a>	1205	1001	NA	NA
<a href="#">GeForce GT 705</a>	331	1737	<a href="#">1.12</a>	<a href="#">\$296.76*</a>
<a href="#">GeForce GT 710</a>	630	1407	<a href="#">2.52</a>	<a href="#">\$249.99*</a>
<a href="#">GeForce GT 710M</a>	445	1642	NA	NA
<a href="#">GeForce GT 720</a>	610	1431	<a href="#">6.11</a>	<a href="#">\$99.99*</a>
<a href="#">GeForce GT 720A</a>	581	1472	NA	NA
<a href="#">GeForce GT 720M</a>	462	1621	NA	NA
<a href="#">GeForce GT 730</a>	834	1203	<a href="#">7.59</a>	<a href="#">\$109.99*</a>
<a href="#">GeForce GT 730A</a>	742	1295	NA	NA
<a href="#">GeForce GT 730M</a>	815	1223	NA	NA
<a href="#">GeForce GT 735M</a>	635	1398	NA	NA
<a href="#">GeForce GT 740</a>	1491	909	<a href="#">6.29</a>	<a href="#">\$236.99*</a>
<a href="#">GeForce GT 740A</a>	667	1364	NA	NA
<a href="#">GeForce GT 740M</a>	791	1243	NA	NA
<a href="#">GeForce GT 745A</a>	1228	992	NA	NA
<a href="#">GeForce GT 745M</a>	1093	1046	NA	NA

Videocard Name	Passmark G3D Mark (higher is better)	Rank (lower is better)	Videocard Value (higher is better)	Price (USD)
<a href="#">GeForce GT 750M</a>	1325	958	NA	NA
<a href="#">GeForce GT 755M</a>	1687	842	NA	NA
<a href="#">GeForce GT 820M</a>	570	1490	NA	NA
<a href="#">GeForce GT 1030</a>	2472	633	<a href="#">23.81</a>	<a href="#">\$103.86</a>
<a href="#">GeForce GTS 150M</a>	504	1572	NA	NA
<a href="#">GeForce GTS 160M</a>	678	1357	NA	NA
<a href="#">GeForce GTS 240</a>	556	1505	<a href="#">8.56</a>	<a href="#">\$64.99*</a>
<a href="#">GeForce GTS 250</a>	601	1444	<a href="#">8.59</a>	<a href="#">\$69.99*</a>
<a href="#">GeForce GTS 250M</a>	553	1511	NA	NA
<a href="#">GeForce GTS 350M</a>	407	1669	NA	NA
<a href="#">GeForce GTS 360M</a>	651	1379	NA	NA
<a href="#">GeForce GTS 450</a>	1323	959	<a href="#">16.54</a>	<a href="#">\$79.99*</a>
<a href="#">GeForce GTX 260</a>	1224	994	<a href="#">15.31</a>	<a href="#">\$79.99*</a>
<a href="#">GeForce GTX 260M</a>	379	1693	NA	NA
Videocard Name	Passmark G3D Mark (higher is better)	Rank (lower is better)	Videocard Value (higher is better)	Price (USD)
<a href="#">GeForce GTX 275</a>	1414	938	<a href="#">3.28</a>	<a href="#">\$431.72*</a>
<a href="#">GeForce GTX 280</a>	1299	969	<a href="#">2.49</a>	<a href="#">\$522.78*</a>
<a href="#">GeForce GTX 280M</a>	575	1480	NA	NA
<a href="#">GeForce GTX 285</a>	1516	901	<a href="#">12.64</a>	<a href="#">\$119.99*</a>
<a href="#">GeForce GTX 285M</a>	636	1396	NA	NA
<a href="#">GeForce GTX 295</a>	1206	1000	<a href="#">7.54</a>	<a href="#">\$159.99*</a>
<a href="#">GeForce GTX 460</a>	2263	688	<a href="#">25.15</a>	<a href="#">\$89.99*</a>
<a href="#">GeForce GTX 460 SE</a>	2010	742	<a href="#">12.57</a>	<a href="#">\$159.99*</a>
<a href="#">GeForce GTX 460 v2</a>	1871	786	<a href="#">9.36</a>	<a href="#">\$199.99*</a>
<a href="#">GeForce GTX 460M</a>	1236	988	NA	NA
<a href="#">GeForce GTX 465</a>	2665	600	<a href="#">13.67</a>	<a href="#">\$195.00*</a>
<a href="#">GeForce GTX 470</a>	3106	543	<a href="#">51.79</a>	<a href="#">\$59.99*</a>
<a href="#">GeForce GTX 470M</a>	1953	764	NA	NA
<a href="#">GeForce GTX 480</a>	4102	446	<a href="#">24.14</a>	<a href="#">\$169.99*</a>
<a href="#">GeForce GTX 480M</a>	1617	863	NA	NA
<a href="#">GeForce GTX 485M</a>	2359	658	NA	NA
<a href="#">GeForce GTX 550 Ti</a>	1545	886	<a href="#">15.46</a>	<a href="#">\$99.99*</a>
<a href="#">GeForce GTX 555</a>	1571	879	NA	NA



Videocard Name	Passmark G3D Mark (higher is better)	Rank (lower is better)	Videocard Value (higher is better)	Price (USD)
<a href="#">GeForce GTX 560</a>	2736	585	<a href="#">13.35</a>	<a href="#">\$205.00*</a>
<a href="#">GeForce GTX 560 SE</a>	1914	776	<a href="#">21.27</a>	<a href="#">\$89.99*</a>
<a href="#">GeForce GTX 560 Ti</a>	3038	547	<a href="#">23.37</a>	<a href="#">\$129.99*</a>
<a href="#">GeForce GTX 560M</a>	1241	983	NA	NA
<a href="#">GeForce GTX 570</a>	3927	457	<a href="#">26.18</a>	<a href="#">\$149.99*</a>
<a href="#">GeForce GTX 570M</a>	1863	791	NA	NA
<a href="#">GeForce GTX 580</a>	4562	416	<a href="#">32.61</a>	<a href="#">\$139.92*</a>
<a href="#">GeForce GTX 580M</a>	2074	725	<a href="#">8.34</a>	<a href="#">\$248.68*</a>
<a href="#">GeForce GTX 590</a>	3341	520	<a href="#">7.68</a>	<a href="#">\$435.00*</a>
<a href="#">GeForce GTX 645</a>	1875	785	NA	NA
<a href="#">GeForce GTX 650</a>	1749	820	<a href="#">15.91</a>	<a href="#">\$109.98*</a>
<a href="#">GeForce GTX 650 Ti</a>	2522	626	<a href="#">27.11</a>	<a href="#">\$93.05*</a>
<a href="#">GeForce GTX 650 Ti BOOST</a>	3350	519	NA	NA
<a href="#">GeForce GTX 660</a>	3998	453	<a href="#">23.81</a>	<a href="#">\$167.95*</a>
<a href="#">GeForce GTX 660 Ti</a>	4407	430	<a href="#">30.61</a>	<a href="#">\$144.00*</a>
<a href="#">GeForce GTX 660M</a>	1431	933	<a href="#">18.12</a>	<a href="#">\$78.99*</a>
<a href="#">GeForce GTX 670</a>	5330	360	<a href="#">27.48</a>	<a href="#">\$193.98*</a>
<a href="#">GeForce GTX 670M</a>	1736	827	NA	NA
<a href="#">GeForce GTX 670MX</a>	1947	767	NA	NA
<a href="#">GeForce GTX 675M</a>	1929	772	NA	NA
<a href="#">GeForce GTX 675MX</a>	2744	583	NA	NA
<a href="#">GeForce GTX 680</a>	5541	345	<a href="#">13.89</a>	<a href="#">\$399.00*</a>
<a href="#">GeForce GTX 680M</a>	3215	531	<a href="#">23.65</a>	<a href="#">\$135.99*</a>
<a href="#">GeForce GTX 680M KY Bullet Edition</a>	3568	495	NA	NA
<a href="#">GeForce GTX 680MX</a>	4142	444	NA	NA
<a href="#">GeForce GTX 690</a>	5590	338	<a href="#">19.90</a>	<a href="#">\$280.99*</a>
<a href="#">GeForce GTX 745</a>	2144	709	<a href="#">7.53</a>	<a href="#">\$284.95*</a>
<a href="#">GeForce GTX 750</a>	3356	517	<a href="#">41.97</a>	<a href="#">\$79.99*</a>
<a href="#">GeForce GTX 750 Ti</a>	3903	461	<a href="#">44.30</a>	<a href="#">\$88.11*</a>
<a href="#">GeForce GTX 760</a>	4789	402	<a href="#">32.14</a>	<a href="#">\$149.00*</a>
<a href="#">GeForce GTX 760 Ti</a>	5209	373	<a href="#">17.51</a>	<a href="#">\$297.50*</a>
Videocard Name	Passmark G3D Mark (higher is better)	Rank (lower is better)	Videocard Value (higher is better)	Price (USD)
<a href="#">GeForce GTX 760 Ti OEM</a>	5427	349	NA	NA

Videocard Name	Passmark G3D Mark (higher is better)	Rank (lower is better)	Videocard Value (higher is better)	Price (USD)
<a href="#">GeForce GTX 760A</a>	1226	993	NA	NA
<a href="#">GeForce GTX 760M</a>	1717	835	NA	NA
<a href="#">GeForce GTX 765M</a>	1992	750	<a href="#">10.70</a>	<a href="#">\$186.30*</a>
<a href="#">GeForce GTX 770</a>	5925	326	<a href="#">23.80</a>	<a href="#">\$249.00*</a>
<a href="#">GeForce GTX 770M</a>	2791	577	<a href="#">20.23</a>	<a href="#">\$138.00*</a>
<a href="#">GeForce GTX 775M</a>	3593	493	NA	NA
<a href="#">GeForce GTX 780</a>	8012	250	<a href="#">28.62</a>	<a href="#">\$279.99*</a>
<a href="#">GeForce GTX 780 Ti</a>	9516	206	<a href="#">27.99</a>	<a href="#">\$339.99*</a>
<a href="#">GeForce GTX 780M</a>	3801	471	<a href="#">7.62</a>	<a href="#">\$499.00*</a>
<a href="#">GeForce GTX 850A</a>	1049	1068	NA	NA
<a href="#">GeForce GTX 850M</a>	2514	627	NA	NA
<a href="#">GeForce GTX 850M - MODDED</a>	1091	1048	NA	NA
<a href="#">GeForce GTX 860M</a>	3026	550	<a href="#">26.54</a>	<a href="#">\$114.00*</a>
<a href="#">GeForce GTX 870M</a>	3449	510	NA	NA
<a href="#">GeForce GTX 880M</a>	3842	468	NA	NA
<a href="#">GeForce GTX 950</a>	5337	358	<a href="#">37.59</a>	<a href="#">\$141.99*</a>
<a href="#">GeForce GTX 950A</a>	2604	608	NA	NA
<a href="#">GeForce GTX 950M</a>	2587	613	<a href="#">4.56</a>	<a href="#">\$567.00*</a>
<a href="#">GeForce GTX 960</a>	6064	319	<a href="#">35.26</a>	<a href="#">\$172.00*</a>
<a href="#">GeForce GTX 960A</a>	2410	643	NA	NA
<a href="#">GeForce GTX 960M</a>	3400	513	<a href="#">2.91</a>	<a href="#">\$1,169.00*</a>
<a href="#">GeForce GTX 965M</a>	3775	472	NA	NA
<a href="#">GeForce GTX 970</a>	9646	203	<a href="#">40.53</a>	<a href="#">\$237.99*</a>
<a href="#">GeForce GTX 970M</a>	5720	335	<a href="#">27.24</a>	<a href="#">\$209.99*</a>
<a href="#">GeForce GTX 970XM FORCE</a>	6706	295	NA	NA
<a href="#">GeForce GTX 980</a>	11124	180	<a href="#">44.98</a>	<a href="#">\$247.35*</a>
<a href="#">GeForce GTX 980 Ti</a>	13811	125	<a href="#">17.74</a>	<a href="#">\$778.69*</a>
<a href="#">GeForce GTX 980M</a>	7347	275	<a href="#">25.34</a>	<a href="#">\$289.99*</a>
<a href="#">GeForce GTX 1050</a>	5049	384	<a href="#">21.13</a>	<a href="#">\$239.00*</a>
<a href="#">GeForce GTX 1050 3GB</a>	5136	380	NA	NA
<a href="#">GeForce GTX 1050 (Mobile)</a>	4461	424	NA	NA
<a href="#">GeForce GTX 1050 Ti</a>	6314	307	<a href="#">13.17</a>	<a href="#">\$479.61</a>
<a href="#">GeForce GTX 1050 Ti (Mobile)</a>	5918	327	NA	NA
<a href="#">GeForce GTX 1050 Ti with Max-Q Design</a>	5372	354	NA	NA

Videocard Name	Passmark G3D Mark (higher is better)	Rank (lower is better)	Videocard Value (higher is better)	Price (USD)
<a href="#">GeForce GTX 1050 with Max-Q Design</a>	4041	451	NA	NA
<a href="#">GeForce GTX 1060</a>	10080	195	<a href="#">36.00</a>	<a href="#">\$279.99*</a>
<a href="#">GeForce GTX 1060 3GB</a>	9758	201	<a href="#">36.14</a>	<a href="#">\$269.99*</a>
<a href="#">GeForce GTX 1060 5GB</a>	9039	219	<a href="#">18.52</a>	<a href="#">\$487.99*</a>
<a href="#">GeForce GTX 1060 (Mobile)</a>	8160	244	NA	NA
<a href="#">GeForce GTX 1060 with Max-Q Design</a>	7886	256	NA	NA
<a href="#">GeForce GTX 1070</a>	13508	134	<a href="#">25.49</a>	<a href="#">\$529.99*</a>
<a href="#">GeForce GTX 1070 (Mobile)</a>	10465	188	NA	NA
<a href="#">GeForce GTX 1070 Ti</a>	14684	113	<a href="#">25.76</a>	<a href="#">\$569.99*</a>
<a href="#">GeForce GTX 1070 with Max-Q Design</a>	9982	197	NA	NA
<a href="#">GeForce GTX 1080</a>	15528	98	<a href="#">35.07</a>	<a href="#">\$442.79*</a>
<a href="#">GeForce GTX 1080 Ti</a>	18557	69	<a href="#">38.36</a>	<a href="#">\$483.82*</a>
<a href="#">GeForce GTX 1080 with Max-Q Design</a>	11482	173	NA	NA
<a href="#">GeForce GTX 1630</a>	5004	391	<a href="#">26.34</a>	<a href="#">\$189.99*</a>
Videocard Name	Passmark G3D Mark (higher is better)	Rank (lower is better)	Videocard Value (higher is better)	Price (USD)
<a href="#">GeForce GTX 1650</a>	7876	258	<a href="#">52.51</a>	<a href="#">\$149.99</a>
<a href="#">GeForce GTX 1650 (Mobile)</a>	6968	284	NA	NA
<a href="#">GeForce GTX 1650 SUPER</a>	10143	194	<a href="#">48.53</a>	<a href="#">\$208.99</a>
<a href="#">GeForce GTX 1650 Ti</a>	7565	269	NA	NA
<a href="#">GeForce GTX 1650 Ti with Max-Q Design</a>	6413	303	NA	NA
<a href="#">GeForce GTX 1650 with Max-Q Design</a>	6157	315	NA	NA
<a href="#">GeForce GTX 1660</a>	11690	169	<a href="#">27.64</a>	<a href="#">\$422.99</a>
<a href="#">GeForce GTX 1660 SUPER</a>	12775	149	<a href="#">58.07</a>	<a href="#">\$219.99</a>
<a href="#">GeForce GTX 1660 Ti</a>	12929	145	<a href="#">39.32</a>	<a href="#">\$328.85*</a>
<a href="#">GeForce GTX 1660 Ti (Mobile)</a>	10201	190	NA	NA
<a href="#">GeForce GTX 1660 Ti with Max-Q Design</a>	8627	232	NA	NA
<a href="#">GeForce GTX Titan</a>	8180	242	<a href="#">10.98</a>	<a href="#">\$745.00*</a>
<a href="#">GeForce GTX TITAN Black</a>	9049	218	<a href="#">17.24</a>	<a href="#">\$524.99*</a>
<a href="#">GeForce GTX TITAN X</a>	13047	143	<a href="#">11.89</a>	<a href="#">\$1,096.99*</a>
<a href="#">GeForce GTX TITAN Z</a>	8986	220	<a href="#">5.93</a>	<a href="#">\$1,515.00*</a>
<a href="#">GeForce MX110</a>	1446	924	NA	NA
<a href="#">GeForce MX130</a>	1856	795	NA	NA
<a href="#">GeForce MX150</a>	2278	681	<a href="#">38.43</a>	<a href="#">\$59.29*</a>

Videocard Name	Passmark G3D Mark (higher is better)	Rank (lower is better)	Videocard Value (higher is better)	Price (USD)
<a href="#">GeForce MX230</a>	1838	800	NA	NA
<a href="#">GeForce MX250</a>	2423	640	NA	NA
<a href="#">GeForce MX330</a>	2454	636	NA	NA
<a href="#">GeForce MX350</a>	2806	575	NA	NA
<a href="#">GeForce MX450</a>	3733	475	NA	NA
<a href="#">GeForce MX550</a>	4602	413	NA	NA
<a href="#">GeForce MX570</a>	5999	322	NA	NA
<a href="#">GeForce MX570 A</a>	6150	317	NA	NA
<a href="#">GeForce PCX 5300</a>	6	2407	NA	NA
<a href="#">GeForce PCX 5750</a>	34	2285	NA	NA
<a href="#">GeForce PCX 5900</a>	34	2291	NA	NA
<a href="#">GeForce RTX 2050</a>	7617	268	NA	NA
<a href="#">GeForce RTX 2060</a>	14149	120	<a href="#">34.04</a>	<a href="#">\$415.70</a>
<a href="#">GeForce RTX 2060 12GB</a>	15880	93	NA	NA
<a href="#">GeForce RTX 2060 (Mobile)</a>	11354	176	NA	NA
<a href="#">GeForce RTX 2060 SUPER</a>	16573	85	<a href="#">39.84</a>	<a href="#">\$415.98*</a>
<a href="#">GeForce RTX 2060 with Max-Q Design</a>	9803	200	NA	NA
<a href="#">GeForce RTX 2070</a>	16170	90	<a href="#">41.40</a>	<a href="#">\$390.59*</a>
<a href="#">GeForce RTX 2070 (Mobile)</a>	12354	158	NA	NA
<a href="#">GeForce RTX 2070 SUPER</a>	18252	71	<a href="#">33.19</a>	<a href="#">\$549.99*</a>
<a href="#">GeForce RTX 2070 Super with Max-Q Design</a>	13925	123	NA	NA
<a href="#">GeForce RTX 2070 with Max-Q Design</a>	11755	168	NA	NA
<a href="#">GeForce RTX 2080</a>	18811	66	<a href="#">23.50</a>	<a href="#">\$800.61*</a>
<a href="#">GeForce RTX 2080 (Mobile)</a>	15107	108	NA	NA
<a href="#">GeForce RTX 2080 SUPER</a>	19607	59	<a href="#">28.63</a>	<a href="#">\$684.86*</a>
<a href="#">GeForce RTX 2080 Super with Max-Q Design</a>	13789	126	NA	NA
<a href="#">GeForce RTX 2080 Ti</a>	21785	40	<a href="#">15.56</a>	<a href="#">\$1,399.99*</a>
<a href="#">GeForce RTX 2080 with Max-Q Design</a>	13146	141	<a href="#">6.26</a>	<a href="#">\$2,099.99*</a>
<a href="#">GeForce RTX 3050</a>	12847	146	<a href="#">75.58</a>	<a href="#">\$169.99</a>
<a href="#">GeForce RTX 3050 4GB Laptop GPU</a>	6869	289	NA	NA
<a href="#">GeForce RTX 3050 6GB Laptop GPU</a>	10484	186	NA	NA
Videocard Name	Passmark G3D Mark (higher is better)	Rank (lower is better)	Videocard Value (higher is better)	Price (USD)
<a href="#">GeForce RTX 3050 Laptop GPU</a>	9452	209	<a href="#">35.01</a>	<a href="#">\$269.99*</a>

Videocard Name	Passmark G3D Mark (higher is better)	Rank (lower is better)	Videocard Value (higher is better)	Price (USD)
<u>GeForce RTX 3050 OEM</u>	12041	163	NA	NA
<u>GeForce RTX 3050 Ti Laptop GPU</u>	10168	192	NA	NA
<u>GeForce RTX 3060 8GB</u>	15423	102	NA	NA
<u>GeForce RTX 3060 12GB</u>	17078	80	<a href="#">65.69</a>	<a href="#">\$259.99</a>
<u>GeForce RTX 3060 Laptop GPU</u>	13388	136	<a href="#">43.19</a>	<a href="#">\$309.99*</a>
<u>GeForce RTX 3060 Ti</u>	20555	49	<a href="#">64.24</a>	<a href="#">\$319.99</a>
<u>GeForce RTX 3070</u>	22412	36	<a href="#">53.36</a>	<a href="#">\$419.99</a>
<u>GeForce RTX 3070 Laptop GPU</u>	15502	99	NA	NA
<u>GeForce RTX 3070 Ti</u>	23668	29	<a href="#">40.43</a>	<a href="#">\$585.43</a>
<u>GeForce RTX 3070 Ti Laptop GPU</u>	18157	72	NA	NA
<u>GeForce RTX 3080</u>	25319	25	<a href="#">50.64</a>	<a href="#">\$499.99</a>
<u>GeForce RTX 3080 12GB</u>	26751	21	NA	NA
<u>GeForce RTX 3080 Laptop GPU</u>	16502	86	NA	NA
<u>GeForce RTX 3080 Ti</u>	27219	17	<a href="#">22.14</a>	<a href="#">\$1,229.27</a>
<u>GeForce RTX 3080 Ti Laptop GPU</u>	20049	50	NA	NA
<u>GeForce RTX 3090</u>	26818	20	<a href="#">14.26</a>	<a href="#">\$1,881.01</a>
<u>GeForce RTX 3090 Ti</u>	29752	8	<a href="#">14.47</a>	<a href="#">\$2,055.94*</a>
<u>GeForce RTX 4050 Laptop GPU</u>	14533	117	NA	NA
<u>GeForce RTX 4060</u>	19632	58	<a href="#">65.44</a>	<a href="#">\$299.99</a>
<u>GeForce RTX 4060 Laptop GPU</u>	17791	74	NA	NA
<u>GeForce RTX 4060 Ti</u>	22930	33	<a href="#">63.17</a>	<a href="#">\$362.98</a>
<u>GeForce RTX 4060 Ti 16GB</u>	22960	32	<a href="#">52.19</a>	<a href="#">\$439.99</a>
<u>GeForce RTX 4070</u>	27025	18	<a href="#">50.14</a>	<a href="#">\$539.00</a>
<u>GeForce RTX 4070 Laptop GPU</u>	19643	57	NA	NA
<u>GeForce RTX 4070 SUPER</u>	30026	7	<a href="#">50.89</a>	<a href="#">\$589.99</a>
<u>GeForce RTX 4070 Ti</u>	31761	5	<a href="#">42.35</a>	<a href="#">\$749.99</a>
<u>GeForce RTX 4070 Ti SUPER</u>	31796	4	<a href="#">40.95</a>	<a href="#">\$776.47</a>
<u>GeForce RTX 4080</u>	34630	2	<a href="#">36.45</a>	<a href="#">\$949.99</a>
<u>GeForce RTX 4080 Laptop GPU</u>	25708	24	NA	NA
<u>GeForce RTX 4080 SUPER</u>	34235	3	<a href="#">31.70</a>	<a href="#">\$1,079.99</a>
<u>GeForce RTX 4090</u>	38733	1	<a href="#">21.52</a>	<a href="#">\$1,799.99</a>
<u>GeForce RTX 4090 D</u>	29414	10	NA	NA
<u>GeForce RTX 4090 Laptop GPU</u>	28192	15	NA	NA
<u>GF117</u>	554	1510	NA	NA

Videocard Name	Passmark G3D Mark (higher is better)	Rank (lower is better)	Videocard Value (higher is better)	Price (USD)
<u>GRID GTX P40-6</u>	4340	433	NA	NA
<u>GRID K1</u>	650	1381	<a href="#">1.65</a>	<a href="#">\$395.00*</a>
<u>GRID K2</u>	2736	584	<a href="#">0.61</a>	<a href="#">\$4,449.99</a>
<u>GRID K120Q</u>	293	1769	NA	NA
<u>GRID K140Q</u>	727	1309	NA	NA
<u>GRID K160Q</u>	628	1411	NA	NA
<u>GRID K180Q</u>	533	1538	NA	NA
<u>GRID K220Q</u>	912	1151	NA	NA
<u>GRID K240Q</u>	2541	619	NA	NA
<u>GRID K260Q</u>	2949	557	NA	NA
<u>GRID K280Q</u>	2839	568	NA	NA
<u>GRID K520</u>	3516	502	<a href="#">23.44</a>	<a href="#">\$149.99*</a>
<u>GRID M6-0B</u>	911	1152	NA	NA
<u>GRID M6-1Q</u>	2069	726	NA	NA
Videocard Name	Passmark G3D Mark (higher is better)	Rank (lower is better)	Videocard Value (higher is better)	Price (USD)
<u>GRID M6-8Q</u>	3568	496	NA	NA
<u>GRID M10-0Q</u>	795	1242	NA	NA
<u>GRID M10-1B</u>	2309	672	NA	NA
<u>GRID M10-1Q</u>	3351	518	NA	NA
<u>GRID M10-2B</u>	2333	665	NA	NA
<u>GRID M10-2Q</u>	2691	595	NA	NA
<u>GRID M10-4Q</u>	2976	554	NA	NA
<u>GRID M10-8Q</u>	2606	607	NA	NA
<u>GRID M60-0B</u>	1838	801	NA	NA
<u>GRID M60-0Q</u>	827	1213	NA	NA
<u>GRID M60-1B</u>	4456	426	NA	NA
<u>GRID M60-1Q</u>	3694	479	NA	NA
<u>GRID M60-2Q</u>	5203	375	NA	NA
<u>GRID M60-4Q</u>	3831	469	NA	NA
<u>GRID M60-8A</u>	5523	347	NA	NA
<u>GRID M60-8Q</u>	3883	462	NA	NA
<u>GRID P4-1B</u>	2151	707	NA	NA
<u>GRID P4-8A</u>	3206	533	NA	NA

Videocard Name	Passmark G3D Mark (higher is better)	Rank (lower is better)	Videocard Value (higher is better)	Price (USD)
<u>GRID P4-8Q</u>	6733	292	NA	NA
<u>GRID P6-2Q</u>	3925	458	NA	NA
<u>GRID P6-4Q</u>	4429	429	NA	NA
<u>GRID P40-2B</u>	9842	199	NA	NA
<u>GRID P40-2Q</u>	4843	400	NA	NA
<u>GRID P40-3Q</u>	681	1352	NA	NA
<u>GRID P40-4Q</u>	5364	355	NA	NA
<u>GRID P40-8Q</u>	7432	272	NA	NA
<u>GRID P40-24Q</u>	8719	228	NA	NA
<u>GRID P100-1B</u>	2223	697	NA	NA
<u>GRID P100-8Q</u>	3267	524	NA	NA
<u>GRID P100-16Q</u>	5944	324	NA	NA
<u>GRID RTX6000-1B</u>	8473	235	NA	NA
<u>GRID RTX6000P-6Q</u>	4777	404	NA	NA
<u>GRID T4-1Q</u>	3302	521	NA	NA
<u>GRID T4-2B</u>	2601	610	NA	NA
<u>GRID T4-2Q</u>	3450	509	NA	NA
<u>GRID T4-4Q</u>	3260	526	NA	NA
<u>GRID T4-8Q</u>	4518	421	NA	NA
<u>GRID V100-8Q</u>	16	2362	NA	NA
<u>GRID V100D-8Q</u>	4155	443	NA	NA
<u>GT 430</u>	223	1837	<a href="#">1.56</a>	<a href="#">\$142.88*</a>
<u>Incredible HD</u>	389	1686	NA	NA
<u>Incredible HD 4000</u>	517	1558	NA	NA
<u>Incredible HD 4600</u>	749	1282	NA	NA
<u>Intel 2nd Generation SandyBridge HD</u>	185	1883	NA	NA
<u>Intel 2nd Generation SandyBridge HD 3000</u>	205	1865	NA	NA
<u>Intel 4th Generation Haswell HD</u>	419	1663	NA	NA
<u>Intel 865 Embedded Controller</u>	3	2475	NA	NA
<u>Intel 915G,910G Express</u>	4	2464	NA	NA
<u>Intel 915G/915GV/910GL Embedded Controller Functio</u>	4	2445	NA	NA
Videocard Name	Passmark G3D Mark (higher is better)	Rank (lower is better)	Videocard Value (higher is better)	Price (USD)
<u>Intel 945G Embedded Chipset Function 0</u>	4	2452	NA	NA

Videocard Name	Passmark G3D Mark (higher is better)	Rank (lower is better)	Videocard Value (higher is better)	Price (USD)
<a href="#">Intel 946GZ Embedded Chipset</a>	3	2490	NA	NA
<a href="#">Intel 946GZ Express</a>	2	2512	NA	NA
<a href="#">Intel 82845G Controller</a>	2	2521	NA	NA
<a href="#">Intel 82845G/GL Controller</a>	2	2509	NA	NA
<a href="#">Intel 82845G/GL/GE/PE/GV Controller</a>	2	2500	NA	NA
<a href="#">Intel 82852/82855 GM/GME Controller</a>	1	2532	NA	NA
<a href="#">Intel 82865G Controller</a>	4	2444	NA	NA
<a href="#">Intel 82915G Express</a>	5	2417	NA	NA
<a href="#">Intel 82915G/915GV/910GL</a>	3	2474	NA	NA
<a href="#">Intel 82915G/GV/910GL Advanced v3.5</a>	2	2508	NA	NA
<a href="#">Intel 82915G/GV/910GL Express</a>	3	2495	NA	NA
<a href="#">Intel 82945G Express</a>	11	2373	NA	NA
<a href="#">Intel 82945G Express-Chipsatzfamilie</a>	8	2389	NA	NA
<a href="#">Intel - Express Chipset G41</a>	56	2202	NA	NA
<a href="#">Intel - Express Chipset Q45/Q43</a>	57	2197	NA	NA
<a href="#">Intel Arc</a>	5001	392	NA	NA
<a href="#">Intel Arc A310</a>	5391	351	<a href="#">49.02</a>	<a href="#">\$109.99</a>
<a href="#">Intel Arc A310 LP</a>	3862	465	NA	NA
<a href="#">Intel Arc A370M</a>	4625	412	NA	NA
<a href="#">Intel Arc A380</a>	5248	365	<a href="#">41.99</a>	<a href="#">\$124.99</a>
<a href="#">Intel Arc A530M</a>	6053	320	NA	NA
<a href="#">Intel Arc A580</a>	11516	172	<a href="#">63.98</a>	<a href="#">\$179.99</a>
<a href="#">Intel Arc A730M</a>	8033	248	NA	NA
<a href="#">Intel Arc A750</a>	10278	189	<a href="#">49.01</a>	<a href="#">\$209.70</a>
<a href="#">Intel Arc A770</a>	10571	185	<a href="#">35.24</a>	<a href="#">\$299.99</a>
<a href="#">Intel Arc A770M</a>	8342	240	NA	NA
<a href="#">Intel Arc Pro A40/A50</a>	5223	370	NA	NA
<a href="#">Intel Arc Pro A60</a>	8950	221	NA	NA
<a href="#">Intel B43 Express Chipset</a>	134	1967	NA	NA
<a href="#">Intel Coffee Lake UHD</a>	1158	1022	NA	NA
<a href="#">Intel Extreme Controller</a>	1	2523	NA	NA
<a href="#">Intel G33/G31 Express</a>	50	2219	NA	NA
<a href="#">Intel G35 Express</a>	2097	723	NA	NA
<a href="#">Intel G41 Express Chipset</a>	119	2007	NA	NA



Videocard Name	Passmark G3D Mark (higher is better)	Rank (lower is better)	Videocard Value (higher is better)	Price (USD)
<a href="#">Intel G41 Express-Chipsatz</a>	57	2199	NA	NA
<a href="#">Intel G45/G43 Express Chipset</a>	105	2054	NA	NA
<a href="#">Intel G45/G43/G41 Express Chipset</a>	67	2168	NA	NA
<a href="#">Intel G965 Express</a>	222	1838	NA	NA
<a href="#">Intel GMA 3150 Express</a>	2	2516	NA	NA
<a href="#">Intel Haswell HD - GT1</a>	123	1994	NA	NA
<a href="#">Intel Haswell HD - GT2</a>	139	1953	NA	NA
<a href="#">Intel HD 500</a>	298	1767	NA	NA
<a href="#">Intel HD 505</a>	354	1716	NA	NA
<a href="#">Intel HD 510</a>	625	1416	NA	NA
<a href="#">Intel HD 515</a>	632	1403	NA	NA
<a href="#">Intel HD 520</a>	867	1180	NA	NA
<a href="#">Intel HD 530</a>	994	1098	NA	NA
<a href="#">Intel HD 610</a>	691	1344	NA	NA
Videocard Name	Passmark G3D Mark (higher is better)	Rank (lower is better)	Videocard Value (higher is better)	Price (USD)
<a href="#">Intel HD 615</a>	714	1325	NA	NA
<a href="#">Intel HD 630</a>	1107	1039	NA	NA
<a href="#">Intel HD 2000</a>	213	1852	NA	NA
<a href="#">Intel HD 3000</a>	255	1808	<a href="#">0.27</a>	<a href="#">\$945.00*</a>
<a href="#">Intel HD 4000</a>	345	1723	<a href="#">0.22</a>	<a href="#">\$1,592.95*</a>
<a href="#">Intel HD 4400</a>	520	1554	NA	NA
<a href="#">Intel HD 4600</a>	629	1410	NA	NA
<a href="#">Intel HD 5000</a>	579	1473	<a href="#">0.93</a>	<a href="#">\$625.00*</a>
<a href="#">Intel HD 5200</a>	830	1209	NA	NA
<a href="#">Intel HD 5300</a>	391	1684	NA	NA
<a href="#">Intel HD 5500</a>	587	1464	NA	NA
<a href="#">Intel HD 5600</a>	2263	687	NA	NA
<a href="#">Intel HD 6000</a>	864	1182	NA	NA
<a href="#">Intel HD Family</a>	459	1627	NA	NA
<a href="#">Intel HD Graphics 620</a>	925	1145	NA	NA
<a href="#">Intel HD manual-15.28-1861</a>	62	2183	NA	NA
<a href="#">Intel HD manual-gen9_2015-133271</a>	165	1910	NA	NA
<a href="#">Intel HD Modded</a>	112	2036	NA	NA

Videocard Name	Passmark G3D Mark (higher is better)	Rank (lower is better)	Videocard Value (higher is better)	Price (USD)
<a href="#"><u>Intel HD P530</u></a>	1154	1023	NA	NA
<a href="#"><u>Intel HD P630</u></a>	1184	1010	NA	NA
<a href="#"><u>Intel HD P3000</u></a>	286	1777	NA	NA
<a href="#"><u>Intel HD P4000</u></a>	516	1559	NA	NA
<a href="#"><u>Intel HD P4600</u></a>	604	1440	NA	NA
<a href="#"><u>Intel HD P4600/P4700</u></a>	634	1401	NA	NA
<a href="#"><u>Intel Infoshock HD</u></a>	193	1874	NA	NA
<a href="#"><u>Intel Iris 540</u></a>	1258	979	NA	NA
<a href="#"><u>Intel Iris 550</u></a>	1431	931	NA	NA
<a href="#"><u>Intel Iris 650</u></a>	1432	929	NA	NA
<a href="#"><u>Intel Iris 5100</u></a>	745	1291	NA	NA
<a href="#"><u>Intel Iris 6100</u></a>	897	1163	NA	NA
<a href="#"><u>Intel Iris Plus</u></a>	1819	810	NA	NA
<a href="#"><u>Intel Iris Plus 640</u></a>	1346	954	NA	NA
<a href="#"><u>Intel Iris Plus 645</u></a>	1727	831	NA	NA
<a href="#"><u>Intel Iris Plus 650</u></a>	1589	872	NA	NA
<a href="#"><u>Intel Iris Plus 655</u></a>	1739	824	NA	NA
<a href="#"><u>Intel Iris Pro 580</u></a>	1977	756	NA	NA
<a href="#"><u>Intel Iris Pro 5200</u></a>	1190	1009	NA	NA
<a href="#"><u>Intel Iris Pro 6100</u></a>	925	1144	NA	NA
<a href="#"><u>Intel Iris Pro Graphics 6200</u></a>	1461	921	NA	NA
<a href="#"><u>Intel Iris Pro P580</u></a>	2231	692	NA	NA
<a href="#"><u>Intel Iris Pro P6300</u></a>	1625	859	NA	NA
<a href="#"><u>Intel Iris Xe</u></a>	2687	596	NA	NA
<a href="#"><u>Intel Iris Xe MAX</u></a>	1971	758	NA	NA
<a href="#"><u>Intel Iris Xe MAX 100</u></a>	1927	773	NA	NA
<a href="#"><u>Intel Media Accelerator</u></a>	32	2300	NA	NA
<a href="#"><u>Intel Media Accelerator 500</u></a>	3	2482	NA	NA
<a href="#"><u>Intel Media Accelerator 600</u></a>	6	2398	NA	NA
<a href="#"><u>Intel Media Accelerator 3150</u></a>	2	2499	NA	NA
<a href="#"><u>Intel Media Accelerator HD</u></a>	108	2047	NA	NA
Videocard Name	Passmark G3D Mark (higher is better)	Rank (lower is better)	Videocard Value (higher is better)	Price (USD)
<a href="#"><u>Intel Poison Ivy</u></a>	738	1299	NA	NA

Videocard Name	Passmark G3D Mark (higher is better)	Rank (lower is better)	Videocard Value (higher is better)	Price (USD)
<a href="#"><u>Intel Q33 Express</u></a>	5	2430	NA	NA
<a href="#"><u>Intel Q35 Embedded</u></a>	8	2385	NA	NA
<a href="#"><u>Intel Q35 Express</u></a>	81	2121	NA	NA
<a href="#"><u>Intel Q45/Q43 Express Chipset</u></a>	206	1862	NA	NA
<a href="#"><u>Intel Q45/Q43 Express-Chipsatz</u></a>	57	2200	NA	NA
<a href="#"><u>Intel Q965/Q963 Express</u></a>	172	1898	NA	NA
<a href="#"><u>Intel Skylake HD DT GT2</u></a>	576	1478	NA	NA
<a href="#"><u>Intel UHD Graphics</u></a>	1479	917	NA	NA
<a href="#"><u>Intel UHD Graphics 600</u></a>	322	1748	NA	NA
<a href="#"><u>Intel UHD Graphics 605</u></a>	372	1702	NA	NA
<a href="#"><u>Intel UHD Graphics 610</u></a>	717	1321	NA	NA
<a href="#"><u>Intel UHD Graphics 615</u></a>	740	1297	NA	NA
<a href="#"><u>Intel UHD Graphics 617</u></a>	897	1164	NA	NA
<a href="#"><u>Intel UHD Graphics 620</u></a>	1042	1073	NA	NA
<a href="#"><u>Intel UHD Graphics 630</u></a>	1243	982	NA	NA
<a href="#"><u>Intel UHD Graphics 710</u></a>	1079	1055	NA	NA
<a href="#"><u>Intel UHD Graphics 730</u></a>	1619	861	NA	NA
<a href="#"><u>Intel UHD Graphics 750</u></a>	1736	826	NA	NA
<a href="#"><u>Intel UHD Graphics 770</u></a>	1854	796	NA	NA
<a href="#"><u>Intel UHD Graphics P630</u></a>	2193	701	NA	NA
<a href="#"><u>Intel UHD Graphics P750</u></a>	1726	832	NA	NA
<a href="#"><u>Intel US15 Embedded Media and Controller</u></a>	7	2395	NA	NA
<a href="#"><u>ION</u></a>	84	2113	<a href="#"><u>0.37</u></a>	<a href="#"><u>\$229.99*</u></a>
<a href="#"><u>ION LE</u></a>	97	2077	NA	NA
<a href="#"><u>M860G with Mobility Radeon 4100</u></a>	75	2139	NA	NA
<a href="#"><u>M880G with Mobility Radeon HD 4200</u></a>	92	2090	NA	NA
<a href="#"><u>M880G with Mobility Radeon HD 4225</u></a>	71	2150	NA	NA
<a href="#"><u>M880G with Mobility Radeon HD 4250</u></a>	104	2059	NA	NA
<a href="#"><u>Master X3100 Driver</u></a>	10	2377	NA	NA
<a href="#"><u>Matrox C420 LP PCIe x16</u></a>	597	1449	NA	NA
<a href="#"><u>Matrox C680 PCIe x16</u></a>	1903	778	NA	NA
<a href="#"><u>Matrox C900 PCIe x16</u></a>	1812	812	NA	NA
<a href="#"><u>Matrox G200e WDDM 1.2</u></a>	59	2190	NA	NA
<a href="#"><u>Matrox G200e WDDM 2.0</u></a>	100	2071	NA	NA

Videocard Name	Passmark G3D Mark (higher is better)	Rank (lower is better)	Videocard Value (higher is better)	Price (USD)
<u>Matrox G200eh</u>	40	2257	NA	NA
<u>Matrox G200eh WDDM 1.2</u>	51	2211	NA	NA
<u>Matrox G200eh WDDM 2.0</u>	46	2234	NA	NA
<u>Matrox G200eR</u>	36	2277	NA	NA
<u>Matrox G200eR WDDM 1.2</u>	45	2237	NA	NA
<u>Matrox G200eR WDDM 2.0</u>	67	2169	NA	NA
<u>Matrox G200eW</u>	39	2262	NA	NA
<u>Matrox G200eW3 WDDM 2.0</u>	89	2101	NA	NA
<u>Matrox G200eW WDDM 1.2</u>	50	2221	NA	NA
<u>Matrox LUMA A310</u>	3690	480	NA	NA
<u>Matrox LUMA A310F</u>	3873	464	NA	NA
<u>Matrox LUMA A380P</u>	5805	331	NA	NA
<u>Matrox M9120 PCIe x16</u>	19	2349	NA	NA
<u>Matrox M9120 Plus LP PCIe x16</u>	25	2327	NA	NA
Videocard Name	Passmark G3D Mark (higher is better)	Rank (lower is better)	Videocard Value (higher is better)	Price (USD)
<u>Matrox M9125 PCIe x16</u>	25	2328	NA	NA
<u>Matrox M9128 LP PCIe x16</u>	31	2305	NA	NA
<u>Matrox M9138 LP PCIe x16</u>	42	2249	NA	NA
<u>Matrox M9140 LP PCIe x16</u>	23	2340	NA	NA
<u>Matrox M9148 LP PCIe x16</u>	40	2259	NA	NA
<u>Matrox Millennium P650 PCIe 128</u>	5	2426	NA	NA
<u>Matrox Millennium P690 PCIe x16</u>	366	1706	NA	NA
<u>Matrox Millennium P690 Plus LP PCIe x16</u>	6	2400	NA	NA
<u>Matrox Parhelia 128MB</u>	3	2484	<a href="#">0.01</a>	<a href="#">\$393.99*</a>
<u>Matrox Parhelia 256MB</u>	9	2379	NA	NA
<u>Matrox Parhelia APVe</u>	5	2419	NA	NA
<u>MEDION RADEON 9800 XXL</u>	71	2149	NA	NA
<u>MEDION RADEON X740XL</u>	94	2084	NA	NA
<u>Mi Pad 5 Adreno 640 GPU</u>	722	1315	NA	NA
<u>MIRRORV3</u>	1080	1054	NA	NA
<u>Mobile Intel965 Express</u>	17	2359	NA	NA
<u>Mobile Intel 4 Express-Chipsatzfamilie</u>	44	2243	NA	NA
<u>Mobile Intel 45 Express</u>	43	2245	NA	NA

Videocard Name	Passmark G3D Mark (higher is better)	Rank (lower is better)	Videocard Value (higher is better)	Price (USD)
<u>Mobile Intel 45 Express-Chipsatzfamilie</u>	117	2015	NA	NA
<u>Mobile Intel 915GM/GMS/910GML Express</u>	1	2526	NA	NA
<u>Mobile Intel 945 Express</u>	1	2527	NA	NA
<u>Mobile Intel 945GM Express</u>	5	2414	NA	NA
<u>Mobile Intel 945GM/GU Express</u>	5	2427	NA	NA
<u>Mobile Intel 965 Express</u>	48	2228	NA	NA
<u>Mobile Intel 965 Express - BR-0907-0461 v1839</u>	8	2387	NA	NA
<u>Mobile Intel 965 Express-Chipsatzfamilie</u>	24	2337	NA	NA
<u>Mobile Intel - famiglia Express Chipset 45</u>	38	2267	NA	NA
<u>Mobile Intel HD</u>	235	1827	<a href="#">0.49</a>	<a href="#">\$479.98*</a>
<u>Mobile Intel serie 4 Express</u>	44	2242	NA	NA
<u>MOBILITY FIREGL 7800</u>	4	2441	NA	NA
<u>MOBILITY FIREGL T2</u>	40	2256	NA	NA
<u>MOBILITY FIREGL T2/T2e</u>	33	2294	NA	NA
<u>MOBILITY FireGL V3200</u>	62	2185	NA	NA
<u>MOBILITY FireGL V5000</u>	81	2123	NA	NA
<u>MOBILITY FireGL V5200</u>	44	2239	NA	NA
<u>MOBILITY FireGL V5250</u>	27	2318	NA	NA
<u>Mobility FireGL V5725</u>	219	1842	NA	NA
<u>MOBILITY IGP 9000/9100</u>	10	2378	NA	NA
<u>Mobility Radeon 4100</u>	81	2128	NA	NA
<u>MOBILITY RADEON 7000 IGP</u>	6	2406	NA	NA
<u>MOBILITY RADEON 7500</u>	3	2478	NA	NA
<u>MOBILITY RADEON 9000</u>	3	2488	NA	NA
<u>MOBILITY RADEON 9000 IGP</u>	7	2390	NA	NA
<u>MOBILITY RADEON 9000/9100 IGP</u>	5	2418	NA	NA
<u>MOBILITY RADEON 9100 IGP</u>	2	2498	NA	NA
<u>MOBILITY RADEON 9200</u>	3	2497	NA	NA
<u>MOBILITY RADEON 9550</u>	30	2311	NA	NA
<u>MOBILITY RADEON 9600</u>	36	2281	NA	NA
<u>MOBILITY RADEON 9600 PRO TURBO</u>	24	2333	NA	NA
Videocard Name	Passmark G3D Mark (higher is better)	Rank (lower is better)	Videocard Value (higher is better)	Price (USD)
<u>MOBILITY RADEON 9600/9700</u>	39	2265	NA	NA

Videocard Name	Passmark G3D Mark (higher is better)	Rank (lower is better)	Videocard Value (higher is better)	Price (USD)
<a href="#">MOBILITY RADEON 9700</a>	27	2317	NA	NA
<a href="#">MOBILITY RADEON 9800</a>	46	2235	NA	NA
<a href="#">Mobility Radeon HD 530v</a>	174	1895	NA	NA
<a href="#">Mobility Radeon HD 540v</a>	188	1881	NA	NA
<a href="#">Mobility Radeon HD 545v</a>	199	1869	NA	NA
<a href="#">Mobility Radeon HD 550v</a>	266	1797	NA	NA
<a href="#">Mobility Radeon HD 560v</a>	318	1753	NA	NA
<a href="#">Mobility Radeon HD 565v</a>	353	1719	NA	NA
<a href="#">Mobility Radeon HD 2300</a>	50	2218	NA	NA
<a href="#">Mobility Radeon HD 2400</a>	89	2100	NA	NA
<a href="#">Mobility Radeon HD 2400 XT</a>	102	2067	NA	NA
<a href="#">Mobility Radeon HD 2600</a>	167	1907	NA	NA
<a href="#">Mobility Radeon HD 2600 XT</a>	191	1877	NA	NA
<a href="#">Mobility Radeon HD 3400 Serisi</a>	111	2041	NA	NA
<a href="#">Mobility Radeon HD 3410</a>	62	2182	NA	NA
<a href="#">Mobility Radeon HD 3430</a>	98	2076	NA	NA
<a href="#">Mobility Radeon HD 3450</a>	91	2097	NA	NA
<a href="#">Mobility Radeon HD 3470</a>	93	2087	NA	NA
<a href="#">Mobility Radeon HD 3470 Hybrid X2</a>	93	2085	NA	NA
<a href="#">Mobility Radeon HD 3650</a>	140	1950	<a href="#">1.91</a>	<a href="#">\$73.53*</a>
<a href="#">Mobility Radeon HD 3670</a>	232	1831	NA	NA
<a href="#">Mobility Radeon HD 3850</a>	365	1708	NA	NA
<a href="#">Mobility Radeon HD 3870</a>	547	1516	NA	NA
<a href="#">Mobility Radeon HD 3870 X2</a>	477	1598	NA	NA
<a href="#">Mobility Radeon HD 4200</a>	90	2098	NA	NA
<a href="#">Mobility Radeon HD 4225</a>	66	2177	NA	NA
<a href="#">Mobility Radeon HD 4250</a>	98	2074	NA	NA
<a href="#">Mobility Radeon HD 4270</a>	92	2089	NA	NA
<a href="#">Mobility Radeon HD 4300 Serisi</a>	73	2145	NA	NA
<a href="#">Mobility Radeon HD 4330</a>	135	1965	NA	NA
<a href="#">Mobility Radeon HD 4350</a>	148	1932	NA	NA
<a href="#">Mobility Radeon HD 4550</a>	191	1879	NA	NA
<a href="#">Mobility Radeon HD 4570</a>	141	1945	<a href="#">1.87</a>	<a href="#">\$75.90*</a>
<a href="#">Mobility Radeon HD 4650</a>	401	1677	NA	NA

Videocard Name	Passmark G3D Mark (higher is better)	Rank (lower is better)	Videocard Value (higher is better)	Price (USD)
<a href="#"><u>Mobility Radeon HD 4670</u></a>	463	1619	NA	NA
<a href="#"><u>Mobility Radeon HD 4830</u></a>	511	1561	NA	NA
<a href="#"><u>Mobility Radeon HD 4850</u></a>	866	1181	NA	NA
<a href="#"><u>Mobility Radeon HD 4870</u></a>	719	1318	NA	NA
<a href="#"><u>Mobility Radeon HD 5000</u></a>	773	1257	NA	NA
<a href="#"><u>Mobility Radeon HD 5000 Serisi</u></a>	478	1595	NA	NA
<a href="#"><u>Mobility Radeon HD 5165</u></a>	284	1779	NA	NA
<a href="#"><u>Mobility Radeon HD 5430</u></a>	181	1886	NA	NA
<a href="#"><u>Mobility Radeon HD 5450</u></a>	214	1850	NA	NA
<a href="#"><u>Mobility Radeon HD 5470</u></a>	236	1825	NA	NA
<a href="#"><u>Mobility Radeon HD 5570</u></a>	527	1544	NA	NA
<a href="#"><u>Mobility Radeon HD 5650</u></a>	449	1638	NA	NA
<a href="#"><u>Mobility Radeon HD 5730</u></a>	499	1575	NA	NA
<a href="#"><u>Mobility Radeon HD 5850</u></a>	763	1269	NA	NA
Videocard Name	Passmark G3D Mark (higher is better)	Rank (lower is better)	Videocard Value (higher is better)	Price (USD)
<a href="#"><u>Mobility Radeon HD 5870</u></a>	1082	1053	NA	NA
<a href="#"><u>Mobility Radeon HD serie 4200</u></a>	96	2081	NA	NA
<a href="#"><u>MOBILITY RADEON X300</u></a>	33	2293	NA	NA
<a href="#"><u>MOBILITY RADEON X600</u></a>	50	2220	NA	NA
<a href="#"><u>MOBILITY RADEON X600 SE</u></a>	49	2223	NA	NA
<a href="#"><u>MOBILITY RADEON X700</u></a>	66	2174	NA	NA
<a href="#"><u>MOBILITY RADEON X700 XL</u></a>	59	2187	NA	NA
<a href="#"><u>Mobility Radeon X1300</u></a>	39	2263	NA	NA
<a href="#"><u>Mobility Radeon X1350</u></a>	39	2261	NA	NA
<a href="#"><u>Mobility Radeon X1400</u></a>	42	2246	NA	NA
<a href="#"><u>Mobility Radeon X1450</u></a>	33	2297	NA	NA
<a href="#"><u>Mobility Radeon X1600</u></a>	92	2092	NA	NA
<a href="#"><u>Mobility Radeon X1700</u></a>	104	2057	NA	NA
<a href="#"><u>MOBILITY RADEON X1800</u></a>	130	1975	NA	NA
<a href="#"><u>Mobility Radeon X1900</u></a>	134	1966	NA	NA
<a href="#"><u>Mobility Radeon X2300</u></a>	48	2227	NA	NA
<a href="#"><u>Mobility Radeon X2300 HD</u></a>	48	2226	NA	NA
<a href="#"><u>Mobility Radeon X2500</u></a>	81	2122	NA	NA

Videocard Name	Passmark G3D Mark (higher is better)	Rank (lower is better)	Videocard Value (higher is better)	Price (USD)
<u>MOBILITY RADEON XPRESS 200</u>	27	2321	NA	NA
<u>Mobility Radeon. HD 5470</u>	215	1847	NA	NA
<u>MOBILITY/RADEON 9000</u>	4	2461	NA	NA
<u>MONSTER GeForce GTX 675M</u>	2637	603	NA	NA
<u>MxGPU</u>	1826	806	NA	NA
<u>N16P-GX</u>	1204	1003	NA	NA
<u>N18E-Q1</u>	2525	624	NA	NA
<u>nForce 750a SLI</u>	83	2117	NA	NA
<u>nForce 760i SLI</u>	140	1951	NA	NA
<u>nForce 780a SLI</u>	92	2093	NA	NA
<u>nForce 980a/780a SLI</u>	81	2125	NA	NA
<u>NV44</u>	15	2363	NA	NA
<u>NVIDIA A10</u>	22064	39	NA	NA
<u>NVIDIA A10-4Q</u>	3424	512	NA	NA
<u>NVIDIA A10G</u>	18487	70	NA	NA
<u>NVIDIA A40</u>	13370	137	NA	NA
<u>NVIDIA A40-8Q</u>	4220	441	NA	NA
<u>NVIDIA GeForce3 Ti200</u>	5	2416	NA	NA
<u>NVIDIA TITAN X</u>	13659	131	<a href="#">22.46</a>	<a href="#">\$608.10*</a>
<u>NVIDIA TITAN Xp</u>	18699	67	<a href="#">11.37</a>	<a href="#">\$1,645.00*</a>
<u>NVS 300</u>	121	1999	<a href="#">1.93</a>	<a href="#">\$62.97*</a>
<u>NVS 310</u>	246	1817	<a href="#">3.97</a>	<a href="#">\$62.06*</a>
<u>NVS 315</u>	301	1764	<a href="#">4.31</a>	<a href="#">\$69.99*</a>
<u>NVS 510</u>	702	1336	<a href="#">6.27</a>	<a href="#">\$111.99*</a>
<u>NVS 810</u>	1179	1012	<a href="#">1.89</a>	<a href="#">\$624.99*</a>
<u>NVS 2100M</u>	139	1952	NA	NA
<u>NVS 3100M</u>	114	2025	NA	NA
<u>NVS 4200M</u>	276	1788	<a href="#">0.69</a>	<a href="#">\$399.00*</a>
<u>NVS 5100M</u>	188	1880	NA	NA
<u>NVS 5200M</u>	513	1560	NA	NA
<u>NVS 5400M</u>	627	1414	NA	NA
Videocard Name	Passmark G3D Mark (higher is better)	Rank (lower is better)	Videocard Value (higher is better)	Price (USD)
<u>OPAL XT/GL</u>	1053	1066	NA	NA



Videocard Name	Passmark G3D Mark (higher is better)	Rank (lower is better)	Videocard Value (higher is better)	Price (USD)
<a href="#">P104-100</a>	3640	488	<a href="#">12.14</a>	<a href="#">\$299.99*</a>
<a href="#">P106-090</a>	2342	663	NA	NA
<a href="#">P106-100</a>	6357	304	NA	NA
<a href="#">PCI\VEN_1002&amp;DEV_164E&amp;SUBSYS_D0001458&amp;REV_C3 Ryzen</a>	1653	849	NA	NA
<a href="#">PCI\VEN_1002&amp;DEV_164E&amp;SUBSYS_D0001458&amp;REV_C7 Ryzen</a>	1642	852	NA	NA
<a href="#">PHDGD Ivy 4</a>	374	1701	NA	NA
<a href="#">PHDGD Ivy 5</a>	445	1641	NA	NA
<a href="#">PHDGD Quantic C3</a>	116	2016	NA	NA
<a href="#">PHDGD Sapphire GR for Mobile Intel 965</a>	25	2326	NA	NA
<a href="#">PHDGD Solo 1.2.0 x86</a>	11	2376	NA	NA
<a href="#">PHDGD Solo 2 x64</a>	20	2348	NA	NA
<a href="#">Q12U-1</a>	5164	377	NA	NA
<a href="#">Quadro2 MXR/EX</a>	4	2451	NA	NA
<a href="#">Quadro2 Pro</a>	1	2534	NA	NA
<a href="#">Quadro4 380 XGL</a>	6	2401	NA	NA
<a href="#">Quadro4 900 XGL</a>	4	2434	NA	NA
<a href="#">Quadro4 980 XGL</a>	5	2432	<a href="#">0.01</a>	<a href="#">\$341.43*</a>
<a href="#">Quadro 280 NVS PCIe</a>	5	2415	NA	NA
<a href="#">Quadro 400</a>	148	1931	<a href="#">0.70</a>	<a href="#">\$211.00*</a>
<a href="#">Quadro 410</a>	441	1648	<a href="#">3.42</a>	<a href="#">\$129.00*</a>
<a href="#">Quadro 500M</a>	570	1487	<a href="#">2.07</a>	<a href="#">\$275.14*</a>
<a href="#">Quadro 600</a>	535	1535	<a href="#">7.05</a>	<a href="#">\$76.00*</a>
<a href="#">Quadro 1000M</a>	570	1488	<a href="#">10.47</a>	<a href="#">\$54.50*</a>
<a href="#">Quadro 1100M</a>	755	1276	NA	NA
<a href="#">Quadro 2000</a>	947	1123	<a href="#">4.44</a>	<a href="#">\$213.23*</a>
<a href="#">Quadro 2000 D</a>	1239	984	NA	NA
<a href="#">Quadro 2000D</a>	974	1110	<a href="#">6.96</a>	<a href="#">\$140.00*</a>
<a href="#">Quadro 2000M</a>	781	1249	<a href="#">3.40</a>	<a href="#">\$229.74*</a>
<a href="#">Quadro 2100M</a>	1100	1042	NA	NA
<a href="#">Quadro 3000M</a>	1019	1081	<a href="#">14.56</a>	<a href="#">\$69.99*</a>
<a href="#">Quadro 4000</a>	1478	918	<a href="#">1.47</a>	<a href="#">\$1,008.09*</a>
<a href="#">Quadro 4000M</a>	1328	957	<a href="#">5.72</a>	<a href="#">\$232.06*</a>
<a href="#">Quadro 5000</a>	1929	771	<a href="#">2.62</a>	<a href="#">\$735.73*</a>

Videocard Name	Passmark G3D Mark (higher is better)	Rank (lower is better)	Videocard Value (higher is better)	Price (USD)
<a href="#">Quadro 5000M</a>	2059	732	NA	NA
<a href="#">Quadro 5010M</a>	1771	818	<a href="#">7.51</a>	<a href="#">\$235.95*</a>
<a href="#">Quadro 6000</a>	2706	593	<a href="#">0.66</a>	<a href="#">\$4,092.38*</a>
<a href="#">Quadro 7000</a>	3505	503	NA	NA
<a href="#">Quadro CX</a>	947	1124	<a href="#">6.32</a>	<a href="#">\$149.95*</a>
<a href="#">Quadro FX 350</a>	85	2107	NA	NA
<a href="#">Quadro FX 350M</a>	44	2241	NA	NA
<a href="#">Quadro FX 360M</a>	86	2105	NA	NA
<a href="#">Quadro FX 370</a>	83	2116	<a href="#">0.67</a>	<a href="#">\$125.00*</a>
<a href="#">Quadro FX 370 Low Profile</a>	102	2064	NA	NA
<a href="#">Quadro FX 370 LP</a>	108	2048	NA	NA
<a href="#">Quadro FX 370M</a>	93	2088	NA	NA
<a href="#">Quadro FX 380</a>	157	1915	<a href="#">2.17</a>	<a href="#">\$72.50*</a>
<a href="#">Quadro FX 380 LP</a>	122	1995	NA	NA
<a href="#">Quadro FX 380M</a>	120	2001	NA	NA
Videocard Name	Passmark G3D Mark (higher is better)	Rank (lower is better)	Videocard Value (higher is better)	Price (USD)
<a href="#">Quadro FX 500/600 PCI</a>	14	2365	NA	NA
<a href="#">Quadro FX 500/FX 600</a>	7	2393	NA	NA
<a href="#">Quadro FX 540</a>	80	2130	<a href="#">1.35</a>	<a href="#">\$59.99*</a>
<a href="#">Quadro FX 550</a>	63	2180	<a href="#">0.22</a>	<a href="#">\$287.82*</a>
<a href="#">Quadro FX 560</a>	113	2029	<a href="#">0.76</a>	<a href="#">\$150.25*</a>
<a href="#">Quadro FX 570</a>	232	1830	<a href="#">2.03</a>	<a href="#">\$115.00*</a>
<a href="#">Quadro FX 570M</a>	104	2060	NA	NA
<a href="#">Quadro FX 580</a>	156	1918	<a href="#">1.20</a>	<a href="#">\$130.00*</a>
<a href="#">Quadro FX 770M</a>	170	1900	<a href="#">0.32</a>	<a href="#">\$527.00*</a>
<a href="#">Quadro FX 880M</a>	215	1848	NA	NA
<a href="#">Quadro FX 1000</a>	34	2289	NA	NA
<a href="#">Quadro FX 1100</a>	35	2282	<a href="#">0.17</a>	<a href="#">\$212.99*</a>
<a href="#">Quadro FX 1300</a>	34	2288	NA	NA
<a href="#">Quadro FX 1400</a>	124	1990	<a href="#">0.51</a>	<a href="#">\$245.01*</a>
<a href="#">Quadro FX 1500</a>	169	1904	<a href="#">1.48</a>	<a href="#">\$115.01*</a>
<a href="#">Quadro FX 1500M</a>	171	1899	NA	NA
<a href="#">Quadro FX 1600M</a>	131	1974	<a href="#">0.87</a>	<a href="#">\$149.90*</a>

Videocard Name	Passmark G3D Mark (higher is better)	Rank (lower is better)	Videocard Value (higher is better)	Price (USD)
<a href="#">Quadro FX 1700</a>	160	1913	<a href="#">0.46</a>	<a href="#">\$350.14*</a>
<a href="#">Quadro FX 1700M</a>	172	1897	NA	NA
<a href="#">Quadro FX 1800</a>	398	1679	<a href="#">2.95</a>	<a href="#">\$135.00*</a>
<a href="#">Quadro FX 1800M</a>	466	1612	NA	NA
<a href="#">Quadro FX 2000</a>	18	2356	NA	NA
<a href="#">Quadro FX 2500M</a>	217	1843	<a href="#">12.45</a>	<a href="#">\$17.50*</a>
<a href="#">Quadro FX 2700</a>	543	1526	NA	NA
<a href="#">Quadro FX 2700M</a>	370	1704	<a href="#">3.70</a>	<a href="#">\$99.95*</a>
<a href="#">Quadro FX 2800M</a>	416	1665	<a href="#">2.19</a>	<a href="#">\$190.00*</a>
<a href="#">Quadro FX 3000</a>	69	2164	<a href="#">0.41</a>	<a href="#">\$166.61*</a>
<a href="#">Quadro FX 3400/4400</a>	104	2058	NA	NA
<a href="#">Quadro FX 3450</a>	148	1930	<a href="#">1.24</a>	<a href="#">\$119.99*</a>
<a href="#">Quadro FX 3450/4000 SDI</a>	179	1890	NA	NA
<a href="#">Quadro FX 3500</a>	259	1803	<a href="#">3.77</a>	<a href="#">\$68.98*</a>
<a href="#">Quadro FX 3500M</a>	306	1761	<a href="#">3.06</a>	<a href="#">\$99.99*</a>
<a href="#">Quadro FX 3600M</a>	466	1611	NA	NA
<a href="#">Quadro FX 3700</a>	377	1694	<a href="#">1.77</a>	<a href="#">\$213.27*</a>
<a href="#">Quadro FX 3700M</a>	456	1631	<a href="#">0.49</a>	<a href="#">\$925.00*</a>
<a href="#">Quadro FX 3800</a>	798	1236	<a href="#">3.08</a>	<a href="#">\$259.13*</a>
<a href="#">Quadro FX 3800M</a>	585	1469	NA	NA
<a href="#">Quadro FX 4000</a>	101	2070	NA	NA
<a href="#">Quadro FX 4500</a>	227	1835	<a href="#">1.34</a>	<a href="#">\$169.00*</a>
<a href="#">Quadro FX 4500 X2</a>	236	1826	NA	NA
<a href="#">Quadro FX 4600</a>	430	1653	<a href="#">1.29</a>	<a href="#">\$333.25*</a>
<a href="#">Quadro FX 4700 X2</a>	676	1360	NA	NA
<a href="#">Quadro FX 4800</a>	991	1100	<a href="#">4.86</a>	<a href="#">\$204.00*</a>
<a href="#">Quadro FX 5500</a>	242	1820	<a href="#">0.12</a>	<a href="#">\$1,999.00*</a>
<a href="#">Quadro FX 5600</a>	525	1548	<a href="#">1.78</a>	<a href="#">\$295.00*</a>
<a href="#">Quadro FX 5800</a>	1223	995	<a href="#">4.46</a>	<a href="#">\$274.00*</a>
<a href="#">Quadro FX Go1400</a>	101	2068	NA	NA
<a href="#">Quadro GP100</a>	16374	88	NA	NA
<a href="#">Quadro GV100</a>	20021	51	<a href="#">2.22</a>	<a href="#">\$8,999.00*</a>
Videocard Name	Passmark G3D Mark (higher is better)	Rank (lower is better)	Videocard Value (higher is better)	Price (USD)

Videocard Name	Passmark G3D Mark (higher is better)	Rank (lower is better)	Videocard Value (higher is better)	Price (USD)
<a href="#">Quadro K420</a>	745	1288	<a href="#">2.77</a>	<a href="#">\$269.00*</a>
<a href="#">Quadro K510M</a>	641	1392	NA	NA
<a href="#">Quadro K600</a>	743	1294	<a href="#">12.34</a>	<a href="#">\$60.24*</a>
<a href="#">Quadro K610M</a>	727	1310	<a href="#">3.03</a>	<a href="#">\$240.00*</a>
<a href="#">Quadro K620</a>	2235	691	<a href="#">1.10</a>	<a href="#">\$2,029.99*</a>
<a href="#">Quadro K620M</a>	1162	1019	NA	NA
<a href="#">Quadro K1000M</a>	783	1247	<a href="#">11.20</a>	<a href="#">\$69.95*</a>
<a href="#">Quadro K1100M</a>	1088	1050	<a href="#">3.37</a>	<a href="#">\$322.99*</a>
<a href="#">Quadro K1200</a>	2916	559	<a href="#">10.22</a>	<a href="#">\$285.29*</a>
<a href="#">Quadro K2000</a>	1577	876	<a href="#">5.36</a>	<a href="#">\$294.00*</a>
<a href="#">Quadro K2000D</a>	1577	875	<a href="#">4.64</a>	<a href="#">\$339.99*</a>
<a href="#">Quadro K2000M</a>	1012	1086	<a href="#">7.03</a>	<a href="#">\$144.04*</a>
<a href="#">Quadro K2100M</a>	1360	951	<a href="#">3.27</a>	<a href="#">\$415.99*</a>
<a href="#">Quadro K2200</a>	3551	497	<a href="#">13.24</a>	<a href="#">\$268.30*</a>
<a href="#">Quadro K2200M</a>	3468	506	<a href="#">27.76</a>	<a href="#">\$124.95*</a>
<a href="#">Quadro K3000M</a>	1647	851	<a href="#">4.04</a>	<a href="#">\$407.56*</a>
<a href="#">Quadro K3100M</a>	2271	684	<a href="#">5.68</a>	<a href="#">\$399.95*</a>
<a href="#">Quadro K4000</a>	2723	589	<a href="#">10.09</a>	<a href="#">\$270.00*</a>
<a href="#">Quadro K4000M</a>	1960	761	<a href="#">7.72</a>	<a href="#">\$254.00*</a>
<a href="#">Quadro K4100M</a>	2735	586	<a href="#">10.47</a>	<a href="#">\$261.29*</a>
<a href="#">Quadro K4200</a>	4326	435	<a href="#">17.38</a>	<a href="#">\$249.00*</a>
<a href="#">Quadro K5000</a>	3987	455	<a href="#">16.01</a>	<a href="#">\$249.00*</a>
<a href="#">Quadro K5000M</a>	2779	578	<a href="#">5.46</a>	<a href="#">\$508.91*</a>
<a href="#">Quadro K5100M</a>	3071	546	<a href="#">2.77</a>	<a href="#">\$1,108.84*</a>
<a href="#">Quadro K5200</a>	6029	321	<a href="#">14.53</a>	<a href="#">\$415.00*</a>
<a href="#">Quadro K6000</a>	8059	247	<a href="#">38.26</a>	<a href="#">\$210.66*</a>
<a href="#">Quadro M500M</a>	1173	1015	NA	NA
<a href="#">Quadro M520</a>	1870	787	NA	NA
<a href="#">Quadro M600M</a>	2147	708	<a href="#">8.52</a>	<a href="#">\$251.99*</a>
<a href="#">Quadro M620</a>	2815	572	NA	NA
<a href="#">Quadro M1000M</a>	2879	563	<a href="#">33.49</a>	<a href="#">\$85.99*</a>
<a href="#">Quadro M1200</a>	3238	529	NA	NA
<a href="#">Quadro M2000</a>	3996	454	<a href="#">15.13</a>	<a href="#">\$264.24*</a>
<a href="#">Quadro M2000M</a>	3464	507	<a href="#">16.25</a>	<a href="#">\$213.16*</a>

Videocard Name	Passmark G3D Mark (higher is better)	Rank (lower is better)	Videocard Value (higher is better)	Price (USD)
<a href="#">Quadro M2200</a>	4292	438	<a href="#">17.17</a>	<a href="#">\$249.99*</a>
<a href="#">Quadro M3000M</a>	5537	346	<a href="#">34.62</a>	<a href="#">\$159.95*</a>
<a href="#">Quadro M4000</a>	6689	296	<a href="#">18.48</a>	<a href="#">\$362.00*</a>
<a href="#">Quadro M4000M</a>	6190	313	<a href="#">24.28</a>	<a href="#">\$254.91*</a>
<a href="#">Quadro M5000</a>	9380	211	<a href="#">18.80</a>	<a href="#">\$499.00*</a>
<a href="#">Quadro M5000M</a>	6929	286	<a href="#">12.67</a>	<a href="#">\$546.92*</a>
<a href="#">Quadro M5500</a>	7915	255	NA	NA
<a href="#">Quadro M6000</a>	11792	167	<a href="#">2.44</a>	<a href="#">\$4,827.53*</a>
<a href="#">Quadro M6000 24GB</a>	11868	165	NA	NA
<a href="#">Quadro NVS 55/280 PCI</a>	6	2409	NA	NA
<a href="#">Quadro NVS 110M</a>	47	2231	NA	NA
<a href="#">Quadro NVS 120M</a>	46	2233	NA	NA
<a href="#">Quadro NVS 130M</a>	97	2080	NA	NA
<a href="#">Quadro NVS 135M</a>	52	2209	NA	NA
<a href="#">Quadro NVS 140M</a>	69	2163	NA	NA
Videocard Name	Passmark G3D Mark (higher is better)	Rank (lower is better)	Videocard Value (higher is better)	Price (USD)
<a href="#">Quadro NVS 150M</a>	70	2156	NA	NA
<a href="#">Quadro NVS 160M</a>	137	1957	NA	NA
<a href="#">Quadro NVS 210S</a>	23	2338	NA	NA
<a href="#">Quadro NVS 210S / GeForce 6150LE</a>	20	2347	NA	NA
<a href="#">Quadro NVS 280 PCI</a>	8	2388	<a href="#">0.06</a>	<a href="#">\$130.00*</a>
<a href="#">Quadro NVS 280 SD</a>	2	2518	NA	NA
<a href="#">Quadro NVS 285</a>	42	2250	<a href="#">0.25</a>	<a href="#">\$169.86*</a>
<a href="#">Quadro NVS 285 128MB</a>	38	2269	<a href="#">0.70</a>	<a href="#">\$55.00*</a>
<a href="#">Quadro NVS 290</a>	228	1833	<a href="#">3.86</a>	<a href="#">\$59.00*</a>
<a href="#">Quadro NVS 295</a>	79	2132	<a href="#">1.27</a>	<a href="#">\$63.00*</a>
<a href="#">Quadro NVS 320M</a>	208	1860	NA	NA
<a href="#">Quadro NVS 420</a>	69	2158	<a href="#">0.47</a>	<a href="#">\$150.00*</a>
<a href="#">Quadro NVS 440</a>	37	2273	<a href="#">0.16</a>	<a href="#">\$228.87*</a>
<a href="#">Quadro NVS 450</a>	66	2173	<a href="#">0.42</a>	<a href="#">\$159.00*</a>
<a href="#">Quadro NVS 510M</a>	253	1812	NA	NA
<a href="#">Quadro P400</a>	1637	856	<a href="#">8.14</a>	<a href="#">\$201.17*</a>
<a href="#">Quadro P500</a>	1632	857	NA	NA

Videocard Name	Passmark G3D Mark (higher is better)	Rank (lower is better)	Videocard Value (higher is better)	Price (USD)
<a href="#">Quadro P520</a>	2104	718	<a href="#">1.40</a>	<a href="#">\$1,499.00*</a>
<a href="#">Quadro P600</a>	3274	523	<a href="#">15.55</a>	<a href="#">\$210.58*</a>
<a href="#">Quadro P620</a>	3624	490	<a href="#">6.31</a>	<a href="#">\$574.55*</a>
<a href="#">Quadro P1000</a>	4449	427	<a href="#">15.34</a>	<a href="#">\$289.99*</a>
<a href="#">Quadro P2000</a>	6935	285	<a href="#">15.78</a>	<a href="#">\$439.60*</a>
<a href="#">Quadro P2000 with Max-Q Design</a>	5283	364	NA	NA
<a href="#">Quadro P2200</a>	9322	212	<a href="#">20.27</a>	<a href="#">\$459.80*</a>
<a href="#">Quadro P3000</a>	6627	298	NA	NA
<a href="#">Quadro P3200</a>	8919	223	<a href="#">22.91</a>	<a href="#">\$389.30*</a>
<a href="#">Quadro P3200 with Max-Q Design</a>	9218	214	NA	NA
<a href="#">Quadro P4000</a>	11658	170	<a href="#">20.96</a>	<a href="#">\$556.19*</a>
<a href="#">Quadro P4000 with Max-Q Design</a>	9082	217	NA	NA
<a href="#">Quadro P4200</a>	10578	184	NA	NA
<a href="#">Quadro P4200 with Max-Q Design</a>	11367	175	NA	NA
<a href="#">Quadro P5000</a>	12357	156	<a href="#">6.61</a>	<a href="#">\$1,868.99*</a>
<a href="#">Quadro P5200</a>	12316	160	NA	NA
<a href="#">Quadro P5200 with Max-Q Design</a>	12355	157	NA	NA
<a href="#">Quadro P6000</a>	15077	109	<a href="#">4.64</a>	<a href="#">\$3,250.00*</a>
<a href="#">Quadro RTX 3000</a>	11175	179	NA	NA
<a href="#">Quadro RTX 3000 with Max-Q Design</a>	8365	238	NA	NA
<a href="#">Quadro RTX 4000</a>	15413	103	<a href="#">17.15</a>	<a href="#">\$899.00*</a>
<a href="#">Quadro RTX 4000 (Mobile)</a>	12626	153	NA	NA
<a href="#">Quadro RTX 4000 with Max-Q Design</a>	12794	148	NA	NA
<a href="#">Quadro RTX 5000</a>	16042	91	NA	NA
<a href="#">Quadro RTX 5000 (Mobile)</a>	14832	111	NA	NA
<a href="#">Quadro RTX 5000 with Max-Q Design</a>	13639	132	NA	NA
<a href="#">Quadro RTX 6000</a>	18872	65	<a href="#">3.00</a>	<a href="#">\$6,300.00*</a>
<a href="#">Quadro RTX 8000</a>	19370	61	<a href="#">4.09</a>	<a href="#">\$4,741.49*</a>
<a href="#">Quadro T1000</a>	6600	299	<a href="#">17.94</a>	<a href="#">\$367.99*</a>
<a href="#">Quadro T1000 with Max-Q Design</a>	6716	293	NA	NA
<a href="#">Quadro T2000</a>	7135	279	<a href="#">13.50</a>	<a href="#">\$528.35*</a>
<a href="#">Quadro T2000 with Max-Q Design</a>	6923	287	NA	NA
<b>Videocard Name</b>	<b>Passmark G3D Mark (higher is better)</b>	<b>Rank (lower is better)</b>	<b>Videocard Value (higher is better)</b>	<b>Price (USD)</b>

Videocard Name	Passmark G3D Mark (higher is better)	Rank (lower is better)	Videocard Value (higher is better)	Price (USD)
<a href="#">Qualcomm Adreno 7c Gen 3 GPU</a>	748	1284	NA	NA
<a href="#">Qualcomm Adreno 7c+ Gen 3</a>	594	1453	NA	NA
<a href="#">Qualcomm Adreno 8cx Gen 3</a>	1953	763	NA	NA
<a href="#">Qualcomm Adreno 540 GPU</a>	118	2011	NA	NA
<a href="#">Qualcomm Adreno 618 GPU</a>	125	1987	NA	NA
<a href="#">Qualcomm Adreno 630 GPU</a>	282	1780	NA	NA
<a href="#">Qualcomm Adreno 675 GPU</a>	539	1531	NA	NA
<a href="#">Qualcomm Adreno 680 GPU</a>	709	1328	NA	NA
<a href="#">Qualcomm Adreno 685 GPU</a>	892	1169	NA	NA
<a href="#">Qualcomm Adreno 690 GPU</a>	1012	1087	NA	NA
<a href="#">QXL KMDOD</a>	18	2351	NA	NA
<a href="#">Radeon 520</a>	857	1185	<a href="#">9.53</a>	<a href="#">\$89.99*</a>
<a href="#">Radeon 530</a>	1014	1084	NA	NA
<a href="#">Radeon 535</a>	1071	1061	NA	NA
<a href="#">Radeon 535DX</a>	788	1244	NA	NA
<a href="#">Radeon 540</a>	1361	949	NA	NA
<a href="#">Radeon 540X</a>	1424	935	NA	NA
<a href="#">Radeon 550</a>	1885	783	<a href="#">20.95</a>	<a href="#">\$89.99</a>
<a href="#">Radeon 550X</a>	1460	922	NA	NA
<a href="#">Radeon 610M</a>	1113	1038	NA	NA
<a href="#">Radeon 610M Ryzen 9 7845HX</a>	21622	43	NA	NA
<a href="#">Radeon 610M Ryzen 9 7945HX</a>	1489	911	NA	NA
<a href="#">Radeon 620</a>	897	1166	NA	NA
<a href="#">Radeon 625</a>	1084	1052	NA	NA
<a href="#">Radeon 630</a>	1271	972	NA	NA
<a href="#">Radeon 680M Ryzen 7 7735HS</a>	6166	314	NA	NA
<a href="#">Radeon 740M</a>	3523	500	NA	NA
<a href="#">Radeon 760M</a>	5905	328	NA	NA
<a href="#">Radeon 780M</a>	7115	280	NA	NA
<a href="#">Radeon 2100</a>	59	2188	<a href="#">0.31</a>	<a href="#">\$190.99*</a>
<a href="#">Radeon 3000</a>	98	2075	<a href="#">0.31</a>	<a href="#">\$319.00*</a>
<a href="#">Radeon 3015e</a>	370	1703	NA	NA
<a href="#">Radeon 3020e</a>	463	1620	NA	NA
<a href="#">Radeon 3100</a>	73	2143	<a href="#">0.41</a>	<a href="#">\$178.88</a>

Videocard Name	Passmark G3D Mark (higher is better)	Rank (lower is better)	Videocard Value (higher is better)	Price (USD)
<a href="#">Radeon 6600M</a>	524	1549	NA	NA
<a href="#">Radeon 6750M</a>	911	1153	NA	NA
<a href="#">Radeon 7000 / Radeon VE</a>	2	2506	NA	NA
<a href="#">RADEON 7000 / RADEON VE Family</a>	3	2470	NA	NA
<a href="#">RADEON 7200</a>	2	2501	<a href="#">0.00</a>	<a href="#">\$599.99*</a>
<a href="#">RADEON 7500</a>	3	2491	<a href="#">0.02</a>	<a href="#">\$177.25*</a>
<a href="#">RADEON 7500 Family</a>	4	2442	NA	NA
<a href="#">RADEON 8500 Family</a>	6	2402	NA	NA
<a href="#">RADEON 9000</a>	4	2446	NA	NA
<a href="#">RADEON 9000 Family</a>	3	2480	NA	NA
<a href="#">RADEON 9100 Family</a>	6	2408	NA	NA
<a href="#">RADEON 9100 IGP</a>	5	2424	NA	NA
<a href="#">RADEON 9200</a>	3	2477	<a href="#">0.02</a>	<a href="#">\$153.63*</a>
<a href="#">RADEON 9200 LE Family</a>	2	2510	NA	NA
<a href="#">RADEON 9200 PRO Family</a>	2	2502	NA	NA
Videocard Name	Passmark G3D Mark (higher is better)	Rank (lower is better)	Videocard Value (higher is better)	Price (USD)
<a href="#">RADEON 9200 SE</a>	2	2514	NA	NA
<a href="#">RADEON 9250</a>	2	2511	<a href="#">0.01</a>	<a href="#">\$194.00*</a>
<a href="#">RADEON 9500</a>	36	2279	<a href="#">0.90</a>	<a href="#">\$40.50*</a>
<a href="#">RADEON 9500 PRO / 9700</a>	41	2251	NA	NA
<a href="#">RADEON 9550</a>	34	2286	<a href="#">0.12</a>	<a href="#">\$291.74*</a>
<a href="#">Radeon 9550 / X1050</a>	29	2315	NA	NA
<a href="#">RADEON 9600 Family</a>	25	2332	NA	NA
<a href="#">RADEON 9600 PRO</a>	42	2247	NA	NA
<a href="#">RADEON 9600 PRO Family</a>	26	2323	NA	NA
<a href="#">RADEON 9600 TX Family</a>	18	2353	NA	NA
<a href="#">RADEON 9600 XT</a>	35	2284	NA	NA
<a href="#">RADEON 9600SE</a>	27	2319	NA	NA
<a href="#">RADEON 9700 PRO</a>	53	2205	NA	NA
<a href="#">Radeon 9700 TX w/TV-Out</a>	44	2244	NA	NA
<a href="#">RADEON 9800</a>	57	2198	<a href="#">0.18</a>	<a href="#">\$325.00*</a>
<a href="#">RADEON 9800 PRO</a>	59	2189	NA	NA
<a href="#">RADEON 9800 SE</a>	23	2339	NA	NA



Videocard Name	Passmark G3D Mark (higher is better)	Rank (lower is better)	Videocard Value (higher is better)	Price (USD)
<u>RADEON 9800 XT</u>	56	2201	NA	NA
<u>RADEON A9800XT</u>	22	2344	NA	NA
<u>Radeon Athlon Gold 3150U</u>	754	1278	NA	NA
<u>Radeon Athlon Gold PRO 4150GE</u>	1573	878	NA	NA
<u>Radeon Athlon PRO 3045B</u>	555	1507	NA	NA
<u>Radeon Athlon Silver 3050U</u>	680	1353	NA	NA
<u>RADEON E2400</u>	51	2212	NA	NA
<u>RADEON E4690</u>	405	1673	NA	NA
<u>Radeon E6460</u>	323	1746	NA	NA
<u>Radeon E6465</u>	231	1832	NA	NA
<u>Radeon E6760</u>	876	1177	<a href="#">3.65</a>	<a href="#">\$239.99*</a>
<u>Radeon E8860</u>	1686	843	NA	NA
<u>Radeon E8870PCIe</u>	3368	516	NA	NA
<u>Radeon Eng Sample: 100-000000085-40_35/24_Y</u>	1440	926	NA	NA
<u>Radeon Eng Sample: 100-000000261-50_Y</u>	3370	514	NA	NA
<u>Radeon Eng Sample: 100-000000262-30_Y</u>	2415	642	NA	NA
<u>Radeon Eng Sample: 100-000000285-40_Y</u>	2404	645	NA	NA
<u>Radeon Eng Sample: 100-000000287-40_Y</u>	1861	792	NA	NA
<u>Radeon Eng Sample: 100-000000300-30_Y</u>	2906	560	NA	NA
<u>Radeon Eng Sample: 100-000000300-40_Y</u>	2670	599	NA	NA
<u>Radeon Eng Sample: 100-000000371-40_42/18_Y</u>	2590	612	NA	NA
<u>Radeon Eng Sample: 100-000000534-40_Y</u>	5380	353	NA	NA
<u>Radeon Eng Sample: 100-000000545-40_Y</u>	5026	387	NA	NA
<u>Radeon Eng Sample: 100-000000560-40_Y</u>	4685	409	NA	NA
<u>Radeon Eng Sample: 100-000000561-40_Y</u>	3918	459	NA	NA
<u>Radeon HD4650</u>	239	1821	<a href="#">1.57</a>	<a href="#">\$152.90*</a>
<u>Radeon HD4670</u>	365	1707	NA	NA
<u>RADEON HD6370D</u>	320	1750	NA	NA
<u>RADEON HD6410D</u>	422	1660	NA	NA
<u>RADEON HD6530D</u>	531	1541	NA	NA
<u>RADEON HD7450</u>	199	1870	<a href="#">8.95</a>	<a href="#">\$22.25*</a>
<u>Radeon HD8530M</u>	490	1585	NA	NA
<b>Videocard Name</b>	<b>Passmark G3D Mark (higher is better)</b>	<b>Rank (lower is better)</b>	<b>Videocard Value (higher is better)</b>	<b>Price (USD)</b>

Videocard Name	Passmark G3D Mark (higher is better)	Rank (lower is better)	Videocard Value (higher is better)	Price (USD)
<a href="#">Radeon HD8970M</a>	3368	515	NA	NA
<a href="#">Radeon HD 2350</a>	76	2136	NA	NA
<a href="#">Radeon HD 2400</a>	120	2002	<a href="#">1.37</a>	<a href="#">\$88.20*</a>
<a href="#">Radeon HD 2400 PCI</a>	14	2366	NA	NA
<a href="#">Radeon HD 2400 Pro</a>	114	2028	NA	NA
<a href="#">Radeon HD 2400 XT</a>	118	2008	NA	NA
<a href="#">Radeon HD 2600 PRO</a>	211	1855	<a href="#">1.12</a>	<a href="#">\$188.44*</a>
<a href="#">Radeon HD 2600 Pro AGP</a>	110	2043	NA	NA
<a href="#">Radeon HD 2600 XT</a>	282	1781	<a href="#">1.78</a>	<a href="#">\$159.00*</a>
<a href="#">Radeon HD 2900 GT</a>	292	1771	NA	NA
<a href="#">Radeon HD 2900 PRO</a>	627	1412	NA	NA
<a href="#">Radeon HD 2900 XT</a>	659	1372	NA	NA
<a href="#">Radeon HD 3000</a>	95	2082	NA	NA
<a href="#">Radeon HD 3200</a>	82	2118	NA	NA
<a href="#">Radeon HD 3300</a>	126	1985	NA	NA
<a href="#">Radeon HD 3450</a>	156	1917	<a href="#">1.76</a>	<a href="#">\$89.00*</a>
<a href="#">Radeon HD 3470</a>	118	2010	<a href="#">1.08</a>	<a href="#">\$109.65*</a>
<a href="#">Radeon HD 3650 AGP</a>	150	1928	<a href="#">0.81</a>	<a href="#">\$185.00*</a>
<a href="#">Radeon HD 3670</a>	154	1922	NA	NA
<a href="#">Radeon HD 3850</a>	392	1683	NA	NA
<a href="#">Radeon HD 3850 AGP</a>	432	1652	NA	NA
<a href="#">Radeon HD 3850 X2</a>	822	1216	NA	NA
<a href="#">Radeon HD 3870</a>	555	1508	<a href="#">7.93</a>	<a href="#">\$69.99*</a>
<a href="#">Radeon HD 3870 X2</a>	708	1329	NA	NA
<a href="#">Radeon HD 4200</a>	111	2038	NA	NA
<a href="#">Radeon HD 4250</a>	122	1996	NA	NA
<a href="#">Radeon HD 4270</a>	109	2044	NA	NA
<a href="#">Radeon HD 4290</a>	140	1947	NA	NA
<a href="#">Radeon HD 4300/4500 Serisi</a>	155	1921	NA	NA
<a href="#">Radeon HD 4330</a>	115	2021	NA	NA
<a href="#">Radeon HD 4350</a>	130	1976	<a href="#">1.27</a>	<a href="#">\$102.24*</a>
<a href="#">Radeon HD 4550</a>	235	1828	<a href="#">1.51</a>	<a href="#">\$156.00*</a>
<a href="#">Radeon HD 4650</a>	237	1822	<a href="#">3.39</a>	<a href="#">\$69.99*</a>
<a href="#">Radeon HD 4650 AGP</a>	207	1861	NA	NA

Videocard Name	Passmark G3D Mark (higher is better)	Rank (lower is better)	Videocard Value (higher is better)	Price (USD)
<a href="#">Radeon HD 4670</a>	380	1692	<a href="#">2.66</a>	<a href="#">\$142.96*</a>
<a href="#">Radeon HD 4770</a>	908	1154	<a href="#">15.14</a>	<a href="#">\$59.99*</a>
<a href="#">Radeon HD 4810</a>	769	1263	NA	NA
<a href="#">Radeon HD 4830</a>	835	1201	<a href="#">13.93</a>	<a href="#">\$59.99*</a>
<a href="#">Radeon HD 4850</a>	931	1136	<a href="#">2.46</a>	<a href="#">\$378.00*</a>
<a href="#">Radeon HD 4850 X2</a>	1132	1027	NA	NA
<a href="#">Radeon HD 4870</a>	1366	947	<a href="#">17.08</a>	<a href="#">\$79.99*</a>
<a href="#">Radeon HD 4870 X2</a>	1309	964	NA	NA
<a href="#">Radeon HD 4890</a>	1507	904	<a href="#">16.76</a>	<a href="#">\$89.99*</a>
<a href="#">Radeon HD 5450</a>	136	1962	<a href="#">1.44</a>	<a href="#">\$94.96*</a>
<a href="#">Radeon HD 5470</a>	268	1794	NA	NA
<a href="#">Radeon HD 5550</a>	376	1699	<a href="#">6.85</a>	<a href="#">\$54.99*</a>
<a href="#">Radeon HD 5570</a>	481	1592	<a href="#">2.69</a>	<a href="#">\$178.99</a>
<a href="#">Radeon HD 5600/5700</a>	646	1386	NA	NA
<a href="#">Radeon HD 5670</a>	799	1232	<a href="#">11.94</a>	<a href="#">\$67.00*</a>
Videocard Name	Passmark G3D Mark (higher is better)	Rank (lower is better)	Videocard Value (higher is better)	Price (USD)
<a href="#">Radeon HD 5750</a>	1162	1020	<a href="#">16.61</a>	<a href="#">\$69.99*</a>
<a href="#">Radeon HD 5770</a>	1342	955	<a href="#">7.07</a>	<a href="#">\$189.99*</a>
<a href="#">Radeon HD 5830</a>	1734	828	<a href="#">6.70</a>	<a href="#">\$258.99*</a>
<a href="#">Radeon HD 5850</a>	1978	755	<a href="#">6.85</a>	<a href="#">\$288.99*</a>
<a href="#">Radeon HD 5870</a>	2216	699	<a href="#">7.51</a>	<a href="#">\$295.00*</a>
<a href="#">Radeon HD 5970</a>	2301	677	<a href="#">12.79</a>	<a href="#">\$179.99*</a>
<a href="#">Radeon HD 6230</a>	179	1891	NA	NA
<a href="#">Radeon HD 6250</a>	93	2086	NA	NA
<a href="#">Radeon HD 6290</a>	105	2055	NA	NA
<a href="#">Radeon HD 6290M</a>	140	1949	NA	NA
<a href="#">Radeon HD 6300M</a>	143	1942	NA	NA
<a href="#">Radeon HD 6310</a>	122	1997	NA	NA
<a href="#">Radeon HD 6320</a>	147	1934	<a href="#">0.27</a>	<a href="#">\$554.99*</a>
<a href="#">Radeon HD 6320 Graphic</a>	216	1846	NA	NA
<a href="#">Radeon HD 6320M</a>	198	1871	NA	NA
<a href="#">RADEON HD 6350</a>	140	1946	<a href="#">2.39</a>	<a href="#">\$59.00*</a>
<a href="#">Radeon HD 6370D</a>	254	1810	NA	NA

Videocard Name	Passmark G3D Mark (higher is better)	Rank (lower is better)	Videocard Value (higher is better)	Price (USD)
<a href="#">Radeon HD 6370M</a>	275	1789	NA	NA
<a href="#">Radeon HD 6380G</a>	200	1868	<a href="#">0.50</a>	<a href="#">\$399.99*</a>
<a href="#">Radeon HD 6410D</a>	236	1823	NA	NA
<a href="#">Radeon HD 6430M</a>	192	1876	NA	NA
<a href="#">Radeon HD 6450</a>	198	1872	<a href="#">2.23</a>	<a href="#">\$89.00*</a>
<a href="#">Radeon HD 6450 + 8470D Dual</a>	762	1270	NA	NA
<a href="#">Radeon HD 6450A</a>	260	1802	NA	NA
<a href="#">Radeon HD 6470M</a>	227	1834	<a href="#">0.40</a>	<a href="#">\$569.99*</a>
<a href="#">Radeon HD 6480G</a>	256	1807	NA	NA
<a href="#">Radeon HD 6480M</a>	353	1718	NA	NA
<a href="#">Radeon HD 6490M</a>	377	1695	<a href="#">0.32</a>	<a href="#">\$1,193.03*</a>
<a href="#">Radeon HD 6520G</a>	299	1766	NA	NA
<a href="#">Radeon HD 6530D</a>	337	1731	NA	NA
<a href="#">Radeon HD 6550A</a>	707	1330	NA	NA
<a href="#">Radeon HD 6550D</a>	402	1676	NA	NA
<a href="#">Radeon HD 6570</a>	557	1504	<a href="#">8.58</a>	<a href="#">\$64.99*</a>
<a href="#">Radeon HD 6610M</a>	565	1495	NA	NA
<a href="#">Radeon HD 6620G</a>	341	1726	NA	NA
<a href="#">Radeon HD 6630M</a>	684	1350	NA	NA
<a href="#">Radeon HD 6650A</a>	835	1202	NA	NA
<a href="#">Radeon HD 6650M</a>	754	1277	NA	NA
<a href="#">Radeon HD 6670</a>	731	1305	<a href="#">10.60</a>	<a href="#">\$68.99*</a>
<a href="#">Radeon HD 6670 + 6670 Dual</a>	646	1385	NA	NA
<a href="#">Radeon HD 6670 + 7660D Dual</a>	1492	908	NA	NA
<a href="#">Radeon HD 6670/7670</a>	945	1126	NA	NA
<a href="#">Radeon HD 6700M</a>	1016	1082	NA	NA
<a href="#">Radeon HD 6750</a>	1044	1071	<a href="#">13.05</a>	<a href="#">\$79.99*</a>
<a href="#">Radeon HD 6750M</a>	937	1132	NA	NA
<a href="#">Radeon HD 6770</a>	1248	981	<a href="#">4.71</a>	<a href="#">\$264.99*</a>
<a href="#">Radeon HD 6770M</a>	964	1117	NA	NA
<a href="#">Radeon HD 6790</a>	1616	864	<a href="#">5.50</a>	<a href="#">\$294.00*</a>
<a href="#">Radeon HD 6800M</a>	798	1235	NA	NA
Videocard Name	Passmark G3D Mark (higher is better)	Rank (lower is better)	Videocard Value (higher is better)	Price (USD)

Videocard Name	Passmark G3D Mark (higher is better)	Rank (lower is better)	Videocard Value (higher is better)	Price (USD)
<a href="#">Radeon HD 6850</a>	1972	757	<a href="#">23.21</a>	<a href="#">\$85.00*</a>
<a href="#">Radeon HD 6850 X2</a>	2534	620	NA	NA
<a href="#">Radeon HD 6870</a>	2220	698	<a href="#">8.07</a>	<a href="#">\$275.00*</a>
<a href="#">Radeon HD 6900M</a>	1702	838	NA	NA
<a href="#">Radeon HD 6950</a>	2612	605	<a href="#">18.66</a>	<a href="#">\$139.99*</a>
<a href="#">Radeon HD 6970</a>	2836	569	<a href="#">18.91</a>	<a href="#">\$149.99*</a>
<a href="#">Radeon HD 6970M</a>	2270	685	<a href="#">10.51</a>	<a href="#">\$215.99*</a>
<a href="#">Radeon HD 6990</a>	3013	552	<a href="#">6.04</a>	<a href="#">\$498.49*</a>
<a href="#">Radeon HD 7290</a>	111	2037	NA	NA
<a href="#">Radeon HD 7290M</a>	123	1992	NA	NA
<a href="#">Radeon HD 7310</a>	128	1980	NA	NA
<a href="#">Radeon HD 7310 - Carte graphique</a>	174	1896	NA	NA
<a href="#">Radeon HD 7310G</a>	180	1887	NA	NA
<a href="#">Radeon HD 7310M</a>	166	1909	NA	NA
<a href="#">Radeon HD 7340</a>	153	1923	<a href="#">0.28</a>	<a href="#">\$552.69*</a>
<a href="#">Radeon HD 7340G</a>	196	1873	NA	NA
<a href="#">Radeon HD 7340M</a>	221	1840	NA	NA
<a href="#">Radeon HD 7350</a>	165	1911	NA	NA
<a href="#">Radeon HD 7400G</a>	267	1795	NA	NA
<a href="#">Radeon HD 7420G</a>	308	1757	NA	NA
<a href="#">Radeon HD 7450</a>	225	1836	<a href="#">4.51</a>	<a href="#">\$49.99*</a>
<a href="#">Radeon HD 7450A</a>	288	1775	NA	NA
<a href="#">Radeon HD 7450M</a>	329	1741	NA	NA
<a href="#">Radeon HD 7470</a>	289	1774	<a href="#">3.55</a>	<a href="#">\$81.37*</a>
<a href="#">Radeon HD 7470M</a>	407	1670	NA	NA
<a href="#">Radeon HD 7480D</a>	278	1785	NA	NA
<a href="#">Radeon HD 7500G</a>	307	1759	NA	NA
<a href="#">Radeon HD 7500G + 7500M/7600M Dual</a>	616	1426	NA	NA
<a href="#">Radeon HD 7500G + 7550M Dual</a>	497	1580	NA	NA
<a href="#">Radeon HD 7500G + HD 7500M/7600M Dual</a>	355	1715	NA	NA
<a href="#">Radeon HD 7520G</a>	315	1754	NA	NA
<a href="#">Radeon HD 7520G + 7400M Dual</a>	486	1590	NA	NA
<a href="#">Radeon HD 7520G + 7470M Dual</a>	542	1527	NA	NA
<a href="#">Radeon HD 7520G + 7500/7600 Dual</a>	582	1471	NA	NA

Videocard Name	Passmark G3D Mark (higher is better)	Rank (lower is better)	Videocard Value (higher is better)	Price (USD)
<u>Radeon HD 7520G + 7600M Dual</u>	591	1457	NA	NA
<u>Radeon HD 7520G + 7610M Dual</u>	588	1462	NA	NA
<u>Radeon HD 7520G + 7650M Dual</u>	453	1634	NA	NA
<u>Radeon HD 7520G + 7670M Dual</u>	523	1553	NA	NA
<u>Radeon HD 7520G + 7700M Dual</u>	1060	1064	NA	NA
<u>Radeon HD 7520G + 8600/8700M Dual</u>	311	1756	NA	NA
<u>Radeon HD 7520G + 8750M Dual</u>	376	1697	NA	NA
<u>Radeon HD 7520G + HD 7400M Dual</u>	544	1523	NA	NA
<u>Radeon HD 7520G + HD 7500/7600 Dual</u>	832	1206	NA	NA
<u>Radeon HD 7520G + HD 7600M Dual</u>	447	1639	NA	NA
<u>Radeon HD 7520G + HD 7670M Dual</u>	495	1583	NA	NA
<u>Radeon HD 7520G + HD 7700M Dual</u>	574	1481	NA	NA
<u>Radeon HD 7520G + HD 8600/8700M Dual</u>	623	1417	NA	NA
<u>Radeon HD 7520G + HD 8750M Dual</u>	651	1380	NA	NA
<u>Radeon HD 7520G N HD 7520G + HD 7500/7600 7500/760</u>	574	1483	NA	NA
Videocard Name	Passmark G3D Mark (higher is better)	Rank (lower is better)	Videocard Value (higher is better)	Price (USD)
<u>Radeon HD 7520G N HD 7520G + HD 7600M N HD 7600M D</u>	364	1709	NA	NA
<u>Radeon HD 7540D</u>	330	1738	NA	NA
<u>Radeon HD 7540D + 6570 Dual</u>	719	1319	NA	NA
<u>Radeon HD 7540D + 7500 Dual</u>	821	1218	NA	NA
<u>Radeon HD 7540D + HD 6450 Dual</u>	643	1390	NA	NA
<u>Radeon HD 7550M</u>	464	1615	NA	NA
<u>Radeon HD 7550M/7650M</u>	728	1307	NA	NA
<u>Radeon HD 7560D</u>	456	1630	NA	NA
<u>Radeon HD 7560D + 6450 Dual</u>	568	1491	NA	NA
<u>Radeon HD 7560D + 6570 Dual</u>	833	1204	NA	NA
<u>Radeon HD 7560D + 6670 Dual</u>	1130	1028	NA	NA
<u>Radeon HD 7560D + 7560D Dual</u>	982	1105	NA	NA
<u>Radeon HD 7560D + 7570 Dual</u>	985	1102	NA	NA
<u>Radeon HD 7560D + 7670 Dual</u>	1426	934	NA	NA
<u>Radeon HD 7560D + 7700 Dual</u>	1919	775	NA	NA
<u>Radeon HD 7560D + HD 6570 Dual</u>	1237	987	NA	NA

Videocard Name	Passmark G3D Mark (higher is better)	Rank (lower is better)	Videocard Value (higher is better)	Price (USD)
<a href="#">Radeon HD 7560D + HD 6670 Dual</a>	1554	885	NA	NA
<a href="#">Radeon HD 7560D + HD 7000 Dual</a>	534	1536	NA	NA
<a href="#">Radeon HD 7560D + HD 7600 Dual</a>	1258	980	NA	NA
<a href="#">Radeon HD 7560D + HD 7670 Dual</a>	1380	944	NA	NA
<a href="#">Radeon HD 7560D + HD 7700 Dual</a>	1346	953	NA	NA
<a href="#">Radeon HD 7560D + HD 8570 Dual</a>	935	1133	NA	NA
<a href="#">Radeon HD 7560D + R5 235 Dual</a>	563	1497	NA	NA
<a href="#">Radeon HD 7570</a>	616	1425	<a href="#">6.02</a>	<a href="#">\$102.49*</a>
<a href="#">Radeon HD 7570M</a>	428	1654	NA	NA
<a href="#">Radeon HD 7570M/HD 7670M</a>	699	1339	NA	NA
<a href="#">Radeon HD 7580D</a>	350	1721	NA	NA
<a href="#">Radeon HD 7600G</a>	327	1743	NA	NA
<a href="#">Radeon HD 7600G + 6400M Dual</a>	376	1698	NA	NA
<a href="#">Radeon HD 7600G + 7450M Dual</a>	389	1685	NA	NA
<a href="#">Radeon HD 7600G + 7500M/7600M Dual</a>	405	1672	NA	NA
<a href="#">Radeon HD 7600G + 7550M Dual</a>	423	1659	NA	NA
<a href="#">Radeon HD 7600G + 8500M/8700M Dual</a>	333	1735	NA	NA
<a href="#">Radeon HD 7600G + HD 7400M Dual</a>	328	1742	NA	NA
<a href="#">Radeon HD 7600G + HD 7500M/7600M Dual</a>	476	1600	NA	NA
<a href="#">Radeon HD 7600G + HD 7550M Dual</a>	509	1564	NA	NA
<a href="#">Radeon HD 7600G + HD 8670M Dual</a>	543	1525	NA	NA
<a href="#">Radeon HD 7600G + HD Dual</a>	435	1650	NA	NA
<a href="#">Radeon HD 7600G N HD 7600G + HD ON HD Dual</a>	526	1546	NA	NA
<a href="#">Radeon HD 7600M + 7600M Dual</a>	773	1255	NA	NA
<a href="#">Radeon HD 7610M</a>	632	1404	NA	NA
<a href="#">Radeon HD 7620G</a>	363	1711	NA	NA
<a href="#">Radeon HD 7620G + 8600M Dual</a>	508	1565	NA	NA
<a href="#">Radeon HD 7620G + 8670M Dual</a>	577	1477	NA	NA
<a href="#">Radeon HD 7620G + HD 8600M Dual</a>	442	1645	NA	NA
<a href="#">Radeon HD 7620G + HD 8670M Dual</a>	507	1568	NA	NA
<a href="#">Radeon HD 7620G N HD 7620G + HD 8600M N HD 8600M D</a>	451	1636	NA	NA
<a href="#">Radeon HD 7640G</a>	459	1626	NA	NA
<a href="#">Radeon HD 7640G + 6400M Dual</a>	526	1545	NA	NA

Videocard Name	Passmark G3D Mark (higher is better)	Rank (lower is better)	Videocard Value (higher is better)	Price (USD)
Videocard Name	Passmark G3D Mark (higher is better)	Rank (lower is better)	Videocard Value (higher is better)	Price (USD)
<u>Radeon HD 7640G + 7400M Dual</u>	637	1394	NA	NA
<u>Radeon HD 7640G + 7450M Dual</u>	754	1279	NA	NA
<u>Radeon HD 7640G + 7470M Dual</u>	595	1452	NA	NA
<u>Radeon HD 7640G + 7500/7600 Dual</u>	627	1413	NA	NA
<u>Radeon HD 7640G + 7500M/7600M Dual</u>	775	1254	NA	NA
<u>Radeon HD 7640G + 7600M Dual</u>	705	1332	NA	NA
<u>Radeon HD 7640G + 7610M Dual</u>	510	1562	NA	NA
<u>Radeon HD 7640G + 7650M Dual</u>	747	1285	NA	NA
<u>Radeon HD 7640G + 7670M Dual</u>	644	1389	NA	NA
<u>Radeon HD 7640G + 7690M Dual</u>	945	1127	NA	NA
<u>Radeon HD 7640G + 7700M Dual</u>	690	1345	NA	NA
<u>Radeon HD 7640G + 8500M Dual</u>	585	1468	NA	NA
<u>Radeon HD 7640G + 8570M Dual</u>	558	1503	NA	NA
<u>Radeon HD 7640G + 8600/8700M Dual</u>	688	1348	NA	NA
<u>Radeon HD 7640G + 8600M Dual</u>	249	1815	NA	NA
<u>Radeon HD 7640G + 8670M Dual</u>	558	1502	NA	NA
<u>Radeon HD 7640G + 8750M Dual</u>	654	1375	NA	NA
<u>Radeon HD 7640G + HD 7400M Dual</u>	621	1419	NA	NA
<u>Radeon HD 7640G + HD 7500/7600 Dual</u>	423	1657	NA	NA
<u>Radeon HD 7640G + HD 7600M Dual</u>	704	1335	NA	NA
<u>Radeon HD 7640G + HD 7600M N HD 7600M Dual</u>	406	1671	NA	NA
<u>Radeon HD 7640G + HD 7670M Dual</u>	518	1557	NA	NA
<u>Radeon HD 7640G + HD 7700M Dual</u>	589	1460	NA	NA
<u>Radeon HD 7640G + HD 7700M N HD 7700M Dual</u>	630	1406	NA	NA
<u>Radeon HD 7640G + HD 8500M Dual</u>	607	1436	NA	NA
<u>Radeon HD 7640G + HD 8500M N HD 8500M Dual</u>	665	1365	NA	NA
<u>Radeon HD 7640G + HD 8570M Dual</u>	474	1606	NA	NA
<u>Radeon HD 7640G + HD 8600/8700M Dual</u>	586	1466	NA	NA
<u>Radeon HD 7640G + HD 8670M Dual</u>	677	1358	NA	NA
<u>Radeon HD 7640G + HD 8750M Dual</u>	996	1097	NA	NA
<u>Radeon HD 7640G + R5 M200 Dual</u>	559	1500	NA	NA



Videocard Name	Passmark G3D Mark (higher is better)	Rank (lower is better)	Videocard Value (higher is better)	Price (USD)
<u>Radeon HD 7640G N HD 7640G + HD 7600M N HD 7600M D</u>	824	1215	NA	NA
<u>Radeon HD 7640G N HD 7640G + HD 7670M Dual</u>	679	1355	NA	NA
<u>Radeon HD 7640G N HD 7640G + HD 8570M Dual</u>	422	1661	NA	NA
<u>Radeon HD 7650A</u>	572	1485	<a href="#">2.19</a>	<a href="#">\$262.00*</a>
<u>Radeon HD 7650M</u>	442	1646	NA	NA
<u>Radeon HD 7660D</u>	504	1571	NA	NA
<u>Radeon HD 7660D + 6570 Dual</u>	1100	1041	NA	NA
<u>Radeon HD 7660D + 6670 Dual</u>	1238	986	NA	NA
<u>Radeon HD 7660D + 7470 Dual</u>	465	1614	NA	NA
<u>Radeon HD 7660D + 7500 Dual</u>	1121	1033	NA	NA
<u>Radeon HD 7660D + 7540D Dual</u>	1204	1004	NA	NA
<u>Radeon HD 7660D + 7670 Dual</u>	1061	1063	NA	NA
<u>Radeon HD 7660D + HD 6670 Dual</u>	1484	914	NA	NA
<u>Radeon HD 7660D + HD 7000 Dual</u>	633	1402	NA	NA
<u>Radeon HD 7660D + HD 7400 Dual</u>	339	1729	NA	NA
<u>Radeon HD 7660D + HD 7700 Dual</u>	1958	762	NA	NA
<u>Radeon HD 7660D + R5 235 Dual</u>	523	1550	NA	NA
<u>Radeon HD 7660D + R7 240 Dual</u>	941	1131	NA	NA
Videocard Name	Passmark G3D Mark (higher is better)	Rank (lower is better)	Videocard Value (higher is better)	Price (USD)
<u>Radeon HD 7660G</u>	474	1607	NA	NA
<u>Radeon HD 7660G + 7400M Dual</u>	588	1463	NA	NA
<u>Radeon HD 7660G + 7470M Dual</u>	630	1408	NA	NA
<u>Radeon HD 7660G + 7600M Dual</u>	831	1208	NA	NA
<u>Radeon HD 7660G + 7610M Dual</u>	745	1289	NA	NA
<u>Radeon HD 7660G + 7670M Dual</u>	743	1293	NA	NA
<u>Radeon HD 7660G + 7700M Dual</u>	757	1275	NA	NA
<u>Radeon HD 7660G + 7730M Dual</u>	931	1137	NA	NA
<u>Radeon HD 7660G + 8600M Dual</u>	445	1640	NA	NA
<u>Radeon HD 7660G + 8670M Dual</u>	587	1465	NA	NA
<u>Radeon HD 7660G + HD 7500/7600 7500/7600 Dual</u>	1002	1092	NA	NA
<u>Radeon HD 7660G + HD 7500/7600 Dual</u>	760	1271	NA	NA
<u>Radeon HD 7660G + HD 7500M/7600M Dual</u>	999	1095	NA	NA

Videocard Name	Passmark G3D Mark (higher is better)	Rank (lower is better)	Videocard Value (higher is better)	Price (USD)
<u>Radeon HD 7660G + HD 7600M Dual</u>	523	1552	NA	NA
<u>Radeon HD 7660G + HD 7600M N HD 7600M Dual</u>	460	1625	NA	NA
<u>Radeon HD 7660G + HD 7670M Dual</u>	706	1331	NA	NA
<u>Radeon HD 7660G + HD 7700M Dual</u>	777	1252	NA	NA
<u>Radeon HD 7660G + HD 7730M Dual</u>	881	1175	NA	NA
<u>Radeon HD 7660G + HD 8500M Dual</u>	758	1272	NA	NA
<u>Radeon HD 7660G + HD 8600/8700M Dual</u>	747	1286	NA	NA
<u>Radeon HD 7660G + HD 8600M Dual</u>	363	1712	NA	NA
<u>Radeon HD 7660G + HD 8670M Dual</u>	711	1327	NA	NA
<u>Radeon HD 7660G N HD 7660G + HD 7600M N HD 7600M D</u>	722	1313	NA	NA
<u>Radeon HD 7660G N HD 7660G + HD 7670M Dual</u>	704	1334	NA	NA
<u>Radeon HD 7660G N HD 7660G + HD 7700M N HD 7700M D</u>	966	1116	NA	NA
<u>Radeon HD 7670</u>	813	1226	NA	NA
<u>Radeon HD 7670A</u>	1050	1067	NA	NA
<u>Radeon HD 7670M</u>	474	1605	<a href="#">0.75</a>	<a href="#">\$629.99*</a>
<u>Radeon HD 7670M + 7670M Dual</u>	738	1301	NA	NA
<u>Radeon HD 7690M</u>	1003	1091	NA	NA
<u>Radeon HD 7690M XT</u>	1009	1088	NA	NA
<u>Radeon HD 7700-serie</u>	1899	780	NA	NA
<u>Radeon HD 7730</u>	1205	1002	<a href="#">5.18</a>	<a href="#">\$232.70*</a>
<u>Radeon HD 7730M</u>	758	1273	NA	NA
<u>Radeon HD 7750</u>	1698	839	<a href="#">13.59</a>	<a href="#">\$124.95</a>
<u>Radeon HD 7750M</u>	1191	1007	NA	NA
<u>Radeon HD 7770</u>	2171	705	<a href="#">7.24</a>	<a href="#">\$300.00*</a>
<u>Radeon HD 7790</u>	3090	545	<a href="#">22.07</a>	<a href="#">\$139.99*</a>
<u>Radeon HD 7800-serie</u>	4029	452	NA	NA
<u>Radeon HD 7850</u>	3854	466	<a href="#">22.68</a>	<a href="#">\$169.99*</a>
<u>Radeon HD 7850M</u>	1372	945	NA	NA
<u>Radeon HD 7870</u>	4636	411	<a href="#">26.34</a>	<a href="#">\$176.00*</a>
<u>Radeon HD 7870 XT</u>	4469	423	NA	NA
<u>Radeon HD 7870M</u>	1507	905	NA	NA
<u>Radeon HD 7950 / R9 280</u>	4764	406	<a href="#">36.04</a>	<a href="#">\$132.20*</a>
<u>Radeon HD 7970 / R9 280X</u>	5247	366	<a href="#">21.25</a>	<a href="#">\$246.99*</a>

Videocard Name	Passmark G3D Mark (higher is better)	Rank (lower is better)	Videocard Value (higher is better)	Price (USD)
<a href="#">Radeon HD 7970M</a>	3846	467	NA	NA
<a href="#">Radeon HD 7990</a>	5565	342	<a href="#">13.91</a>	<a href="#">\$399.99*</a>
<a href="#">Radeon HD 8180</a>	138	1955	NA	NA
Videocard Name	Passmark G3D Mark (higher is better)	Rank (lower is better)	Videocard Value (higher is better)	Price (USD)
<a href="#">Radeon HD 8210</a>	184	1884	NA	NA
<a href="#">Radeon HD 8210E</a>	193	1875	NA	NA
<a href="#">Radeon HD 8240</a>	234	1829	NA	NA
<a href="#">Radeon HD 8250</a>	217	1844	NA	NA
<a href="#">Radeon HD 8280</a>	260	1801	NA	NA
<a href="#">Radeon HD 8280E</a>	236	1824	NA	NA
<a href="#">Radeon HD 8280G</a>	269	1793	NA	NA
<a href="#">Radeon HD 8310E</a>	340	1728	NA	NA
<a href="#">Radeon HD 8330</a>	259	1804	NA	NA
<a href="#">Radeon HD 8330E</a>	266	1796	NA	NA
<a href="#">Radeon HD 8350</a>	162	1912	<a href="#">1.63</a>	<a href="#">\$99.81*</a>
<a href="#">Radeon HD 8350G</a>	304	1762	NA	NA
<a href="#">Radeon HD 8370D</a>	314	1755	NA	NA
<a href="#">Radeon HD 8400</a>	261	1800	NA	NA
<a href="#">Radeon HD 8400E</a>	275	1790	NA	NA
<a href="#">Radeon HD 8410G</a>	435	1651	NA	NA
<a href="#">Radeon HD 8450G</a>	348	1722	NA	NA
<a href="#">Radeon HD 8450G + 8600/8700M Dual</a>	1070	1062	NA	NA
<a href="#">Radeon HD 8450G + 8600M Dual</a>	545	1521	NA	NA
<a href="#">Radeon HD 8450G + 8670M Dual</a>	474	1604	NA	NA
<a href="#">Radeon HD 8450G + 8750M Dual</a>	637	1395	NA	NA
<a href="#">Radeon HD 8450G + HD 8600M Dual</a>	452	1635	NA	NA
<a href="#">Radeon HD 8450G + HD 8670M Dual</a>	477	1599	NA	NA
<a href="#">Radeon HD 8450G + HD 8750M Dual</a>	503	1573	NA	NA
<a href="#">Radeon HD 8450G + R5 M230 Dual</a>	578	1475	NA	NA
<a href="#">Radeon HD 8470</a>	251	1813	NA	NA
<a href="#">Radeon HD 8470D</a>	364	1710	NA	NA
<a href="#">Radeon HD 8470D + 6450 Dual</a>	717	1322	NA	NA
<a href="#">Radeon HD 8470D + 6570 Dual</a>	837	1199	NA	NA

Videocard Name	Passmark G3D Mark (higher is better)	Rank (lower is better)	Videocard Value (higher is better)	Price (USD)
<u>Radeon HD 8470D + HD 6450 Dual</u>	862	1183	NA	NA
<u>Radeon HD 8470D + HD 6670 Dual</u>	1435	927	NA	NA
<u>Radeon HD 8470D + HD 7500 Dual</u>	1545	887	NA	NA
<u>Radeon HD 8490</u>	263	1799	<a href="#">2.92</a>	<a href="#">\$89.99*</a>
<u>Radeon HD 8500M</u>	418	1664	NA	NA
<u>Radeon HD 8500M/8700M</u>	852	1191	NA	NA
<u>Radeon HD 8510G</u>	356	1714	NA	NA
<u>Radeon HD 8510G + 8500M Dual</u>	596	1450	NA	NA
<u>Radeon HD 8510G + HD 8500M Dual</u>	629	1409	NA	NA
<u>Radeon HD 8550D</u>	566	1494	NA	NA
<u>Radeon HD 8550G</u>	410	1667	NA	NA
<u>Radeon HD 8550G + 7600M Dual</u>	901	1159	NA	NA
<u>Radeon HD 8550G + 8500M Dual</u>	602	1441	NA	NA
<u>Radeon HD 8550G + 8570M Dual</u>	532	1539	NA	NA
<u>Radeon HD 8550G + 8600/8700M Dual</u>	802	1230	NA	NA
<u>Radeon HD 8550G + 8600M Dual</u>	617	1424	NA	NA
<u>Radeon HD 8550G + 8670M Dual</u>	579	1474	NA	NA
<u>Radeon HD 8550G + 8690M Dual</u>	664	1368	NA	NA
<u>Radeon HD 8550G + 8750M Dual</u>	795	1241	NA	NA
<u>Radeon HD 8550G + HD 7600M Dual</u>	547	1515	NA	NA
Videocard Name	Passmark G3D Mark (higher is better)	Rank (lower is better)	Videocard Value (higher is better)	Price (USD)
<u>Radeon HD 8550G + HD 8500M Dual</u>	558	1501	NA	NA
<u>Radeon HD 8550G + HD 8570M Dual</u>	529	1543	NA	NA
<u>Radeon HD 8550G + HD 8600/8700M Dual</u>	654	1376	NA	NA
<u>Radeon HD 8550G + HD 8600M Dual</u>	593	1455	NA	NA
<u>Radeon HD 8550G + HD 8670M Dual</u>	546	1518	NA	NA
<u>Radeon HD 8550G + HD 8750M Dual</u>	819	1220	NA	NA
<u>Radeon HD 8550G + R5 M200 Dual</u>	619	1422	NA	NA
<u>Radeon HD 8550G + R5 M230 Dual</u>	487	1587	NA	NA
<u>Radeon HD 8550G N HD 8550G + HD 8600M N HD 8600M D</u>	611	1430	NA	NA
<u>Radeon HD 8570</u>	946	1125	<a href="#">9.60</a>	<a href="#">\$98.68*</a>
<u>Radeon HD 8570 + 8670D Dual</u>	620	1420	NA	NA

Videocard Name	Passmark G3D Mark (higher is better)	Rank (lower is better)	Videocard Value (higher is better)	Price (USD)
<a href="#"><u>Radeon HD 8570 + HD 7660D Dual</u></a>	949	1122	NA	NA
<a href="#"><u>Radeon HD 8570D</u></a>	443	1644	NA	NA
<a href="#"><u>Radeon HD 8570D + 6570 Dual</u></a>	1239	985	NA	NA
<a href="#"><u>Radeon HD 8570D + 6670 Dual</u></a>	1039	1074	NA	NA
<a href="#"><u>Radeon HD 8570D + HD8490 Dual</u></a>	374	1700	NA	NA
<a href="#"><u>Radeon HD 8570D + HD 6570 Dual</u></a>	868	1179	NA	NA
<a href="#"><u>Radeon HD 8570D + HD 6670 Dual</u></a>	1260	978	NA	NA
<a href="#"><u>Radeon HD 8570D + HD 7000 Dual</u></a>	753	1280	NA	NA
<a href="#"><u>Radeon HD 8570D + HD 7700 Dual</u></a>	1834	803	NA	NA
<a href="#"><u>Radeon HD 8570D + HD 8470 Dual</u></a>	338	1730	NA	NA
<a href="#"><u>Radeon HD 8570D + HD 8570 Dual</u></a>	1032	1077	NA	NA
<a href="#"><u>Radeon HD 8570D + R5 235 Dual</u></a>	470	1610	NA	NA
<a href="#"><u>Radeon HD 8570D + R7 200 Dual</u></a>	999	1094	NA	NA
<a href="#"><u>Radeon HD 8570D + R7 240 Dual</u></a>	963	1118	NA	NA
<a href="#"><u>Radeon HD 8570M</u></a>	441	1647	NA	NA
<a href="#"><u>Radeon HD 8600/8700M</u></a>	1029	1078	NA	NA
<a href="#"><u>Radeon HD 8610G</u></a>	425	1655	NA	NA
<a href="#"><u>Radeon HD 8610G + 8500M Dual</u></a>	610	1433	NA	NA
<a href="#"><u>Radeon HD 8610G + 8600M Dual</u></a>	588	1461	NA	NA
<a href="#"><u>Radeon HD 8610G + 8670M Dual</u></a>	599	1446	NA	NA
<a href="#"><u>Radeon HD 8610G + HD 8500M Dual</u></a>	645	1388	NA	NA
<a href="#"><u>Radeon HD 8610G + HD 8600M Dual</u></a>	480	1593	NA	NA
<a href="#"><u>Radeon HD 8610G + HD 8670M Dual</u></a>	577	1476	NA	NA
<a href="#"><u>Radeon HD 8610G + R5 M200 Dual</u></a>	676	1359	NA	NA
<a href="#"><u>Radeon HD 8650D</u></a>	396	1681	NA	NA
<a href="#"><u>Radeon HD 8650G</u></a>	525	1547	NA	NA
<a href="#"><u>Radeon HD 8650G + 7600M Dual</u></a>	741	1296	NA	NA
<a href="#"><u>Radeon HD 8650G + 7670M Dual</u></a>	883	1172	NA	NA
<a href="#"><u>Radeon HD 8650G + 7700M Dual</u></a>	1126	1030	NA	NA
<a href="#"><u>Radeon HD 8650G + 8500M Dual</u></a>	626	1415	NA	NA
<a href="#"><u>Radeon HD 8650G + 8570M Dual</u></a>	654	1377	NA	NA
<a href="#"><u>Radeon HD 8650G + 8600/8700M Dual</u></a>	831	1207	NA	NA
<a href="#"><u>Radeon HD 8650G + 8600M Dual</u></a>	613	1429	NA	NA
<a href="#"><u>Radeon HD 8650G + 8670M Dual</u></a>	635	1399	NA	NA

Videocard Name	Passmark G3D Mark (higher is better)	Rank (lower is better)	Videocard Value (higher is better)	Price (USD)
<u>Radeon HD 8650G + 8750M Dual</u>	786	1245	NA	NA
<u>Radeon HD 8650G + HD 7600M Dual</u>	819	1219	NA	NA
<u>Radeon HD 8650G + HD 7670M Dual</u>	634	1400	NA	NA
<u>Radeon HD 8650G + HD 8570M Dual</u>	716	1323	NA	NA
Videocard Name	Passmark G3D Mark (higher is better)	Rank (lower is better)	Videocard Value (higher is better)	Price (USD)
<u>Radeon HD 8650G + HD 8600/8700M Dual</u>	763	1268	NA	NA
<u>Radeon HD 8650G + HD 8600M Dual</u>	606	1437	NA	NA
<u>Radeon HD 8650G + HD 8600M N HD 8600M Dual</u>	757	1274	NA	NA
<u>Radeon HD 8650G + HD 8670M Dual</u>	585	1470	NA	NA
<u>Radeon HD 8650G + HD 8750M Dual</u>	651	1378	NA	NA
<u>Radeon HD 8650G + HD 8790M Dual</u>	799	1233	NA	NA
<u>Radeon HD 8650G + R5 M200 Dual</u>	722	1314	NA	NA
<u>Radeon HD 8650G + R5 M230 Dual</u>	686	1349	NA	NA
<u>Radeon HD 8650G N HD 8650G + HD 8570M Dual</u>	773	1256	NA	NA
<u>Radeon HD 8650G N HD 8650G + HD 8600/8700M Dual</u>	796	1240	NA	NA
<u>Radeon HD 8650G N HD 8650G + HD 8600M N HD 8600M D</u>	679	1354	NA	NA
<u>Radeon HD 8670D</u>	531	1542	NA	NA
<u>Radeon HD 8670D + 6670 Dual</u>	1361	950	NA	NA
<u>Radeon HD 8670D + 7000 Dual</u>	811	1227	NA	NA
<u>Radeon HD 8670D + 7700 Dual</u>	1788	816	NA	NA
<u>Radeon HD 8670D + 8570 Dual</u>	974	1111	NA	NA
<u>Radeon HD 8670D + HD 6670 Dual</u>	1221	996	NA	NA
<u>Radeon HD 8670D + HD 7000 Dual</u>	718	1320	NA	NA
<u>Radeon HD 8670D + HD 7600 Dual</u>	1317	960	NA	NA
<u>Radeon HD 8670D + HD 7700 Dual</u>	1892	782	NA	NA
<u>Radeon HD 8670D + R5 235 Dual</u>	836	1200	NA	NA
<u>Radeon HD 8670D + R5 330 Dual</u>	746	1287	NA	NA
<u>Radeon HD 8670D + R7 200 Dual</u>	949	1121	NA	NA
<u>Radeon HD 8670D + R7 240 Dual</u>	1020	1080	NA	NA
<u>Radeon HD 8670D N HD 8670D + HD 8670D Dual</u>	488	1586	NA	NA
<u>Radeon HD 8670M</u>	520	1556	NA	NA
<u>Radeon HD 8690A</u>	495	1582	NA	NA

Videocard Name	Passmark G3D Mark (higher is better)	Rank (lower is better)	Videocard Value (higher is better)	Price (USD)
<u>Radeon HD 8690M</u>	984	1104	NA	NA
<u>Radeon HD 8730M</u>	765	1267	NA	NA
<u>Radeon HD 8750M</u>	980	1106	NA	NA
<u>Radeon HD 8790M</u>	1305	967	NA	NA
<u>Radeon HD 8790M / R9 M290X</u>	1210	997	NA	NA
<u>Radeon HD 8850M</u>	973	1112	NA	NA
<u>Radeon HD 8850M / R9 M265X</u>	1139	1024	NA	NA
<u>Radeon HD 8870M</u>	1638	855	NA	NA
<u>Radeon HD 8870M / R9 M270X / M370X</u>	1799	814	NA	NA
<u>Radeon HD 8950</u>	2718	591	NA	NA
<u>Radeon HD 8970M</u>	3876	463	<a href="#">27.69</a>	<a href="#">\$139.99*</a>
<u>Radeon HD 8990</u>	5214	371	NA	NA
<u>Radeon HD HD7850M</u>	1651	850	NA	NA
<u>Radeon HDG 4670</u>	170	1901	NA	NA
<u>RADEON IGP 34xM</u>	1	2529	NA	NA
<u>RADEON IGP 320</u>	3	2472	NA	NA
<u>Radeon IGP 320M</u>	3	2479	NA	NA
<u>Radeon IGP 340M</u>	2	2517	NA	NA
<u>RADEON IGP 345M</u>	2	2505	NA	NA
<u>RADEON IGP 350M</u>	6	2410	NA	NA
<u>Radeon Infoshock 3000</u>	106	2049	NA	NA
<u>Radeon Instinct MI25 MxGPU</u>	4978	393	NA	NA
Videocard Name	Passmark G3D Mark (higher is better)	Rank (lower is better)	Videocard Value (higher is better)	Price (USD)
<u>Radeon M535DX</u>	749	1283	NA	NA
<u>Radeon Pro</u>	3029	549	<a href="#">5.05</a>	<a href="#">\$600.00*</a>
<u>Radeon Pro 450</u>	2722	590	NA	NA
<u>Radeon Pro 455</u>	3112	542	<a href="#">6.93</a>	<a href="#">\$449.00*</a>
<u>Radeon Pro 460</u>	3452	508	NA	NA
<u>Radeon Pro 465</u>	4537	418	NA	NA
<u>Radeon Pro 555</u>	3140	541	<a href="#">2.99</a>	<a href="#">\$1,049.00*</a>
<u>Radeon Pro 560</u>	3475	505	NA	NA
<u>Radeon Pro 560X</u>	3677	482	NA	NA
<u>Radeon Pro 570</u>	6336	305	NA	NA

Videocard Name	Passmark G3D Mark (higher is better)	Rank (lower is better)	Videocard Value (higher is better)	Price (USD)
<a href="#">Radeon Pro 580</a>	7753	263	NA	NA
<a href="#">Radeon Pro 580X</a>	7540	271	NA	NA
<a href="#">Radeon Pro 5300</a>	7229	277	NA	NA
<a href="#">Radeon Pro 5300M</a>	5994	323	NA	NA
<a href="#">Radeon Pro 5500 XT</a>	8358	239	NA	NA
<a href="#">Radeon Pro 5500M</a>	6819	291	NA	NA
<a href="#">Radeon Pro 5600M</a>	9313	213	NA	NA
<a href="#">Radeon Pro 5700</a>	11844	166	NA	NA
<a href="#">Radeon Pro 5700 XT</a>	12613	154	NA	NA
<a href="#">Radeon Pro Duo</a>	8136	246	<a href="#">2.05</a>	<a href="#">\$3,970.36*</a>
<a href="#">Radeon PRO Ryzen 5 PRO 6650U</a>	4066	449	NA	NA
<a href="#">Radeon PRO Ryzen 7 PRO 6850U</a>	5703	336	NA	NA
<a href="#">Radeon Pro SSG</a>	10971	181	<a href="#">4.55</a>	<a href="#">\$2,410.15*</a>
<a href="#">Radeon Pro V340 MxGPU</a>	2853	566	NA	NA
<a href="#">Radeon Pro V520 MxGPU</a>	12257	162	NA	NA
<a href="#">Radeon Pro Vega 16</a>	4809	401	NA	NA
<a href="#">Radeon Pro Vega 20</a>	5299	363	NA	NA
<a href="#">Radeon Pro Vega 48</a>	11299	177	NA	NA
<a href="#">Radeon Pro Vega 56</a>	12353	159	NA	NA
<a href="#">Radeon Pro Vega 64</a>	12984	144	NA	NA
<a href="#">Radeon Pro Vega II</a>	15474	101	NA	NA
<a href="#">Radeon Pro VII</a>	14587	116	NA	NA
<a href="#">Radeon Pro W5500</a>	9146	216	<a href="#">22.31</a>	<a href="#">\$409.99*</a>
<a href="#">Radeon Pro W5500M</a>	2010	743	NA	NA
<a href="#">Radeon Pro W5700</a>	15228	105	<a href="#">23.43</a>	<a href="#">\$649.99*</a>
<a href="#">Radeon PRO W6300</a>	5897	329	NA	NA
<a href="#">Radeon PRO W6400</a>	7955	253	NA	NA
<a href="#">Radeon PRO W6600</a>	15862	94	NA	NA
<a href="#">Radeon PRO W6600X</a>	13113	142	NA	NA
<a href="#">Radeon PRO W6800</a>	19919	54	<a href="#">10.77</a>	<a href="#">\$1,849.99*</a>
<a href="#">Radeon PRO W7500</a>	14677	114	NA	NA
<a href="#">Radeon PRO W7600</a>	17905	73	NA	NA
<a href="#">Radeon PRO W7700</a>	20710	46	NA	NA
<a href="#">Radeon PRO W7800</a>	28984	12	NA	NA



Videocard Name	Passmark G3D Mark (higher is better)	Rank (lower is better)	Videocard Value (higher is better)	Price (USD)
<a href="#">Radeon PRO W7900</a>	29253	11	NA	NA
<a href="#">Radeon Pro WX 2100</a>	1832	805	NA	NA
<a href="#">Radeon Pro WX 3100</a>	2523	625	NA	NA
<a href="#">Radeon Pro WX 3200</a>	2427	639	<a href="#">15.33</a>	<a href="#">\$158.35*</a>
<a href="#">Radeon Pro WX 4100</a>	3717	477	<a href="#">7.44</a>	<a href="#">\$499.99*</a>
Videocard Name	Passmark G3D Mark (higher is better)	Rank (lower is better)	Videocard Value (higher is better)	Price (USD)
<a href="#">Radeon Pro WX 4130</a>	1966	759	NA	NA
<a href="#">Radeon Pro WX 4150</a>	2497	629	<a href="#">4.09</a>	<a href="#">\$610.04*</a>
<a href="#">Radeon Pro WX 4170</a>	1409	940	NA	NA
<a href="#">Radeon Pro WX 5100</a>	5585	339	<a href="#">15.52</a>	<a href="#">\$359.99*</a>
<a href="#">Radeon Pro WX 7100</a>	7885	257	<a href="#">7.52</a>	<a href="#">\$1,047.99*</a>
<a href="#">Radeon Pro WX 7130</a>	6715	294	NA	NA
<a href="#">Radeon Pro WX 8200</a>	13931	122	<a href="#">8.71</a>	<a href="#">\$1,599.39*</a>
<a href="#">Radeon Pro WX 9100</a>	12843	147	NA	NA
<a href="#">Radeon Pro WX Vega M GL</a>	4643	410	NA	NA
<a href="#">Radeon R1E</a>	301	1765	NA	NA
<a href="#">Radeon R2</a>	244	1818	NA	NA
<a href="#">Radeon R2E</a>	212	1853	NA	NA
<a href="#">Radeon R3</a>	304	1763	NA	NA
<a href="#">Radeon R3E</a>	205	1863	NA	NA
<a href="#">Radeon R4</a>	335	1733	<a href="#">0.85</a>	<a href="#">\$396.99*</a>
<a href="#">Radeon R4E</a>	487	1589	NA	NA
<a href="#">Radeon R5 220</a>	133	1972	<a href="#">1.56</a>	<a href="#">\$85.26*</a>
<a href="#">Radeon R5 230</a>	221	1839	<a href="#">2.74</a>	<a href="#">\$81.10*</a>
<a href="#">Radeon R5 235</a>	336	1732	<a href="#">5.59</a>	<a href="#">\$60.13*</a>
<a href="#">Radeon R5 235 + HD 7560D Dual</a>	743	1292	NA	NA
<a href="#">Radeon R5 235 + HD 8570D Dual</a>	737	1302	NA	NA
<a href="#">Radeon R5 235X</a>	277	1787	NA	NA
<a href="#">Radeon R5 240</a>	537	1534	<a href="#">6.33</a>	<a href="#">\$85.00*</a>
<a href="#">Radeon R5 310</a>	331	1736	<a href="#">0.66</a>	<a href="#">\$499.00*</a>
<a href="#">Radeon R5 330</a>	520	1555	<a href="#">1.53</a>	<a href="#">\$339.99*</a>
<a href="#">Radeon R5 340</a>	935	1134	NA	NA
<a href="#">Radeon R5 420</a>	574	1482	<a href="#">14.39</a>	<a href="#">\$39.95*</a>

Videocard Name	Passmark G3D Mark (higher is better)	Rank (lower is better)	Videocard Value (higher is better)	Price (USD)
<a href="#">Radeon R5 430</a>	926	1141	<a href="#">15.70</a>	<a href="#">\$59.00*</a>
<a href="#">Radeon R5 435</a>	850	1192	NA	NA
<a href="#">Radeon R5 A6-7480</a>	698	1340	NA	NA
<a href="#">Radeon R5 A6-8500P</a>	586	1467	NA	NA
<a href="#">Radeon R5 A6-9400 RADEON R5, 6 COMPUTE CORES 2C+4G</a>	605	1439	NA	NA
<a href="#">Radeon R5 A6-9500 2C+6G</a>	853	1189	NA	NA
<a href="#">Radeon R5 A6-9500 RADEON R5, 8 COMPUTE CORES 2C+6G</a>	925	1143	NA	NA
<a href="#">Radeon R5 A6-9500E 2C+4G</a>	1014	1083	NA	NA
<a href="#">Radeon R5 A6-9500E RADEON R5, 6 COMPUTE CORES 2C+4</a>	726	1311	NA	NA
<a href="#">Radeon R5 A10-9600P 4C+6G</a>	619	1423	NA	NA
<a href="#">Radeon R5 A10-9600P RADEON R5, 10 COMPUTE CORES 4C</a>	705	1333	NA	NA
<a href="#">Radeon R5 A10-9620P 4C+6G</a>	731	1304	NA	NA
<a href="#">Radeon R5 A10-9620P RADEON R5, 10 COMPUTE CORES 4C</a>	682	1351	NA	NA
<a href="#">Radeon R5 A10-9630P 4C+6G</a>	977	1109	NA	NA
<a href="#">Radeon R5 A10-9630P RADEON R5, 10 COMPUTE CORES 4C</a>	750	1281	NA	NA
<a href="#">Radeon R5 A240</a>	576	1479	NA	NA
<a href="#">Radeon R5 M230</a>	415	1666	NA	NA
<a href="#">Radeon R5 M240</a>	449	1637	NA	NA
<a href="#">Radeon R5 M255</a>	534	1537	NA	NA
<a href="#">Radeon R5 M315</a>	473	1608	NA	NA
<a href="#">Radeon R5 M320</a>	444	1643	NA	NA
<a href="#">Radeon R5 M330</a>	595	1451	NA	NA
Videocard Name	Passmark G3D Mark (higher is better)	Rank (lower is better)	Videocard Value (higher is better)	Price (USD)
<a href="#">Radeon R5 M335</a>	548	1514	NA	NA
<a href="#">Radeon R5 M420</a>	492	1584	NA	NA
<a href="#">Radeon R5 M430</a>	648	1383	NA	NA
<a href="#">Radeon R5 M435</a>	800	1231	NA	NA
<a href="#">Radeon R5 Opteron X3216</a>	394	1682	NA	NA
<a href="#">Radeon R5 PRO A6-8500B 2C+4G</a>	508	1566	NA	NA
<a href="#">Radeon R5 PRO A6-8500B R5, 6 Compute Cores 2C+4G</a>	478	1597	NA	NA

Videocard Name	Passmark G3D Mark (higher is better)	Rank (lower is better)	Videocard Value (higher is better)	Price (USD)
<u>Radeon R5 PRO A6-8530B 2C+4G</u>	689	1347	NA	NA
<u>Radeon R5 PRO A6-8570 2C+6G</u>	847	1196	NA	NA
<u>Radeon R5 PRO A6-8570 R5, 8 COMPUTE CORES 2C+6G</u>	984	1103	NA	NA
<u>Radeon R5 PRO A6-8570E 2C+4G</u>	637	1393	NA	NA
<u>Radeon R5 PRO A6-8570E R5, 6 COMPUTE CORES 2C+4G</u>	689	1346	NA	NA
<u>Radeon R5 PRO A6-9500 2C+6G</u>	1096	1044	NA	NA
<u>Radeon R5 PRO A6-9500 R5, 8 COMPUTE CORES 2C+6G</u>	809	1229	NA	NA
<u>Radeon R5 PRO A6-9500B 2C+4G</u>	693	1342	NA	NA
<u>Radeon R5 PRO A6-9500B R5, 6 COMPUTE CORES 2C+4G</u>	408	1668	NA	NA
<u>Radeon R5 PRO A6-9500E 2C+4G</u>	770	1261	NA	NA
<u>Radeon R5 PRO A8-9600B 4C+6G</u>	658	1373	NA	NA
<u>Radeon R5 PRO A8-9600B R5, 10 COMPUTE CORES 4C+6G</u>	562	1498	NA	NA
<u>Radeon R5 PRO A10-8730B 4C+6G</u>	695	1341	NA	NA
<u>Radeon R5 PRO A10-8730B R5, 10 COMPUTE CORES 4C+6G</u>	631	1405	NA	NA
<u>Radeon R5E</u>	296	1768	NA	NA
<u>Radeon R6</u>	619	1421	NA	NA
<u>Radeon R6 + R7 M265DX Dual</u>	570	1489	NA	NA
<u>Radeon R6 A8-8600P</u>	474	1603	NA	NA
<u>Radeon R6 A10-8700P</u>	541	1528	NA	NA
<u>Radeon R6 A10-9600P 4C+6G</u>	970	1113	NA	NA
<u>Radeon R6 M255DX</u>	605	1438	NA	NA
<u>Radeon R6 Opteron X3418</u>	955	1120	NA	NA
<u>Radeon R6 PRO A8-8600B 4C+6G</u>	531	1540	NA	NA
<u>Radeon R6 PRO A8-8600B R6, 10 Compute Cores 4C+6G</u>	590	1458	NA	NA
<u>Radeon R6 PRO A10-8700B 4C+6G</u>	538	1533	NA	NA
<u>Radeon R6 PRO A10-8700B R6, 10 Compute Cores 4C+6G</u>	540	1529	NA	NA
<u>Radeon R7 240</u>	906	1156	<a href="#">8.24</a>	<a href="#">\$109.99*</a>
<u>Radeon R7 240 + HD 8570D Dual</u>	917	1148	NA	NA
<u>Radeon R7 240 + HD 8670D Dual</u>	930	1138	NA	NA
<u>Radeon R7 250</u>	1073	1060	<a href="#">5.65</a>	<a href="#">\$189.97*</a>
<u>Radeon R7 250X</u>	2268	686	<a href="#">11.70</a>	<a href="#">\$194.00*</a>
<u>Radeon R7 260</u>	2891	562	<a href="#">32.13</a>	<a href="#">\$89.99*</a>

Videocard Name	Passmark G3D Mark (higher is better)	Rank (lower is better)	Videocard Value (higher is better)	Price (USD)
<a href="#">Radeon R7 260X</a>	3183	535	<a href="#">22.74</a>	<a href="#">\$139.99*</a>
<a href="#">Radeon R7 340</a>	1000	1093	NA	NA
<a href="#">Radeon R7 360</a>	3090	544	<a href="#">21.17</a>	<a href="#">\$145.99*</a>
<a href="#">Radeon R7 370</a>	4520	420	NA	NA
<a href="#">Radeon R7 430</a>	1121	1032	<a href="#">7.45</a>	<a href="#">\$150.58*</a>
<a href="#">Radeon R7 450</a>	1937	769	<a href="#">6.48</a>	<a href="#">\$299.00*</a>
<a href="#">Radeon R7 7850A10-7850K</a>	551	1512	NA	NA
<a href="#">Radeon R7 +8G</a>	1190	1008	NA	NA
<a href="#">Radeon R7 + HD 7700 Dual</a>	1962	760	NA	NA
<a href="#">Radeon R7 + R5 330 Dual</a>	1028	1079	NA	NA
Videocard Name	Passmark G3D Mark (higher is better)	Rank (lower is better)	Videocard Value (higher is better)	Price (USD)
<a href="#">Radeon R7 + R5 340 Dual</a>	1234	989	NA	NA
<a href="#">Radeon R7 + R5 435 Dual A10-9700 RADEON</a>	885	1171	NA	NA
<a href="#">Radeon R7 + R5 Dual</a>	897	1165	NA	NA
<a href="#">Radeon R7 + R7 200 Dual</a>	1077	1058	NA	NA
<a href="#">Radeon R7 + R7 240 Dual</a>	1045	1070	NA	NA
<a href="#">Radeon R7 + R7 250 Dual</a>	1232	990	NA	NA
<a href="#">Radeon R7 + R7 350 Dual</a>	1982	754	NA	NA
<a href="#">Radeon R7 A8 PRO-7600B</a>	670	1361	NA	NA
<a href="#">Radeon R7 A8-7500</a>	907	1155	NA	NA
<a href="#">Radeon R7 A8-7500 4C+6G</a>	853	1190	NA	NA
<a href="#">Radeon R7 A8-7600</a>	785	1246	NA	NA
<a href="#">Radeon R7 A8-7650K</a>	745	1290	NA	NA
<a href="#">Radeon R7 A8-7670K</a>	848	1195	NA	NA
<a href="#">Radeon R7 A8-7680</a>	821	1217	NA	NA
<a href="#">Radeon R7 A8-8650</a>	912	1150	NA	NA
<a href="#">Radeon R7 A8-9600 RADEON</a>	828	1211	NA	NA
<a href="#">Radeon R7 A10 Extreme Edition</a>	816	1222	NA	NA
<a href="#">Radeon R7 A10 PRO-7800B</a>	827	1212	NA	NA
<a href="#">Radeon R7 A10 PRO-7850B</a>	882	1174	NA	NA
<a href="#">Radeon R7 A10-7700K</a>	777	1253	NA	NA
<a href="#">Radeon R7 A10-7800</a>	712	1326	NA	NA
<a href="#">Radeon R7 A10-7850K</a>	978	1108	NA	NA

Videocard Name	Passmark G3D Mark (higher is better)	Rank (lower is better)	Videocard Value (higher is better)	Price (USD)
<a href="#">Radeon R7 A10-7860K</a>	926	1142	NA	NA
<a href="#">Radeon R7 A10-7870K</a>	1113	1037	NA	NA
<a href="#">Radeon R7 A10-7890K</a>	850	1193	NA	NA
<a href="#">Radeon R7 A10-8750</a>	849	1194	NA	NA
<a href="#">Radeon R7 A10-8850</a>	773	1258	NA	NA
<a href="#">Radeon R7 A10-9700 RADEON</a>	928	1139	NA	NA
<a href="#">Radeon R7 A10-9700E RADEON</a>	968	1115	NA	NA
<a href="#">Radeon R7 A12-9700P RADEON</a>	727	1308	<a href="#">1.67</a>	<a href="#">\$435.92*</a>
<a href="#">Radeon R7 A12-9720P RADEON</a>	728	1306	<a href="#">1.99</a>	<a href="#">\$365.48*</a>
<a href="#">Radeon R7 A12-9730P RADEON</a>	1047	1069	NA	NA
<a href="#">Radeon R7 A12-9800 RADEON</a>	1118	1035	NA	NA
<a href="#">Radeon R7 A12-9800E RADEON</a>	913	1149	<a href="#">6.56</a>	<a href="#">\$139.19*</a>
<a href="#">Radeon R7 A265</a>	993	1099	NA	NA
<a href="#">Radeon R7 A360</a>	607	1435	NA	NA
<a href="#">Radeon R7 A365</a>	781	1251	NA	NA
<a href="#">Radeon R7 A370</a>	1281	971	NA	NA
<a href="#">Radeon R7 FX-8800P</a>	829	1210	NA	NA
<a href="#">Radeon R7 FX-9800P RADEON</a>	740	1298	<a href="#">1.40</a>	<a href="#">\$530.00*</a>
<a href="#">Radeon R7 FX-9830P RADEON</a>	1471	920	NA	NA
<a href="#">Radeon R7 G</a>	869	1178	NA	NA
<a href="#">Radeon R7 M260</a>	497	1579	<a href="#">0.62</a>	<a href="#">\$799.00*</a>
<a href="#">Radeon R7 M260DX</a>	816	1221	NA	NA
<a href="#">Radeon R7 M260X</a>	997	1096	NA	NA
<a href="#">Radeon R7 M265</a>	545	1519	NA	NA
<a href="#">Radeon R7 M265DX</a>	498	1576	NA	NA
<a href="#">Radeon R7 M270</a>	766	1266	NA	NA
<a href="#">Radeon R7 M340</a>	662	1369	NA	NA
Videocard Name	Passmark G3D Mark (higher is better)	Rank (lower is better)	Videocard Value (higher is better)	Price (USD)
<a href="#">Radeon R7 M350</a>	1092	1047	NA	NA
<a href="#">Radeon R7 M360</a>	567	1493	NA	NA
<a href="#">Radeon R7 M365X</a>	771	1260	NA	NA
<a href="#">Radeon R7 M370</a>	1417	937	NA	NA
<a href="#">Radeon R7 M380</a>	1668	847	NA	NA

Videocard Name	Passmark G3D Mark (higher is better)	Rank (lower is better)	Videocard Value (higher is better)	Price (USD)
<a href="#">Radeon R7 M440</a>	905	1157	NA	NA
<a href="#">Radeon R7 M445</a>	943	1130	<a href="#">1.27</a>	<a href="#">\$744.00*</a>
<a href="#">Radeon R7 M460</a>	1090	1049	NA	NA
<a href="#">Radeon R7 M465</a>	1095	1045	NA	NA
<a href="#">Radeon R7 M465X</a>	1623	860	NA	NA
<a href="#">Radeon R7 Opteron X3421</a>	1168	1016	NA	NA
<a href="#">Radeon R7 PRO A6-9500 2C+6G</a>	781	1250	NA	NA
<a href="#">Radeon R7 PRO A8-8650B</a>	721	1316	NA	NA
<a href="#">Radeon R7 PRO A8-8670E</a>	1309	963	NA	NA
<a href="#">Radeon R7 PRO A8-9600</a>	893	1167	NA	NA
<a href="#">Radeon R7 PRO A10-8750B</a>	767	1265	NA	NA
<a href="#">Radeon R7 PRO A10-8770</a>	899	1162	NA	NA
<a href="#">Radeon R7 PRO A10-8770E</a>	826	1214	NA	NA
<a href="#">Radeon R7 PRO A10-8850B</a>	945	1129	NA	NA
<a href="#">Radeon R7 PRO A10-9700</a>	798	1237	NA	NA
<a href="#">Radeon R7 PRO A10-9700B</a>	669	1363	NA	NA
<a href="#">Radeon R7 PRO A10-9700E</a>	968	1114	<a href="#">1.83</a>	<a href="#">\$529.00*</a>
<a href="#">Radeon R7 PRO A12-8800B</a>	597	1447	NA	NA
<a href="#">Radeon R7 PRO A12-8830B</a>	593	1454	NA	NA
<a href="#">Radeon R7 PRO A12-8870</a>	904	1158	NA	NA
<a href="#">Radeon R7 PRO A12-8870E</a>	920	1146	NA	NA
<a href="#">Radeon R7 PRO A12-9800</a>	877	1176	NA	NA
<a href="#">Radeon R7 PRO A12-9800B</a>	702	1337	NA	NA
<a href="#">Radeon R7 PRO A12-9800E</a>	957	1119	NA	NA
<a href="#">Radeon R7E</a>	564	1496	NA	NA
<a href="#">Radeon R8 M365DX</a>	601	1443	NA	NA
<a href="#">Radeon R8 M445DX</a>	796	1239	NA	NA
<a href="#">Radeon R8 M535DX</a>	670	1362	NA	NA
<a href="#">Radeon R9 255</a>	1456	923	<a href="#">4.23</a>	<a href="#">\$344.16*</a>
<a href="#">Radeon R9 260</a>	3181	536	NA	NA
<a href="#">Radeon R9 270</a>	4306	437	NA	NA
<a href="#">Radeon R9 270 / R7 370</a>	4259	440	<a href="#">19.98</a>	<a href="#">\$213.16*</a>
<a href="#">Radeon R9 270X</a>	4889	397	<a href="#">14.98</a>	<a href="#">\$326.50*</a>
<a href="#">Radeon R9 280</a>	5562	343	NA	NA

Videocard Name	Passmark G3D Mark (higher is better)	Rank (lower is better)	Videocard Value (higher is better)	Price (USD)
<a href="#">Radeon R9 280X</a>	6210	312	NA	NA
<a href="#">Radeon R9 285 / 380</a>	5549	344	<a href="#">11.44</a>	<a href="#">\$485.00*</a>
<a href="#">Radeon R9 290</a>	8313	241	NA	NA
<a href="#">Radeon R9 290 / 390</a>	8150	245	<a href="#">21.45</a>	<a href="#">\$380.00*</a>
<a href="#">Radeon R9 290X</a>	8644	230	NA	NA
<a href="#">Radeon R9 290X / 390X</a>	8389	236	<a href="#">26.22</a>	<a href="#">\$319.99*</a>
<a href="#">Radeon R9 295X2</a>	8621	233	<a href="#">17.27</a>	<a href="#">\$499.10*</a>
<a href="#">Radeon R9 350</a>	2018	739	<a href="#">6.75</a>	<a href="#">\$299.00*</a>
<a href="#">Radeon R9 360</a>	3031	548	<a href="#">22.64</a>	<a href="#">\$133.89*</a>
<a href="#">Radeon R9 370</a>	4722	408	<a href="#">29.51</a>	<a href="#">\$159.99*</a>
Videocard Name	Passmark G3D Mark (higher is better)	Rank (lower is better)	Videocard Value (higher is better)	Price (USD)
<a href="#">Radeon R9 380</a>	6153	316	<a href="#">68.38</a>	<a href="#">\$89.99*</a>
<a href="#">Radeon R9 380X</a>	6223	310	<a href="#">17.78</a>	<a href="#">\$349.99*</a>
<a href="#">Radeon R9 390</a>	8945	222	NA	NA
<a href="#">Radeon R9 390X</a>	9441	210	NA	NA
<a href="#">Radeon R9 Fury</a>	9592	204	<a href="#">21.65</a>	<a href="#">\$443.10*</a>
<a href="#">Radeon R9 Fury + Fury X</a>	9741	202	<a href="#">21.65</a>	<a href="#">\$449.99*</a>
<a href="#">Radeon R9 Fury X</a>	10015	196	NA	NA
<a href="#">Radeon R9 M265X</a>	1138	1025	NA	NA
<a href="#">Radeon R9 M270X</a>	1204	1005	NA	NA
<a href="#">Radeon R9 M275</a>	1114	1036	<a href="#">1.59</a>	<a href="#">\$699.99*</a>
<a href="#">Radeon R9 M275X</a>	1537	894	NA	NA
<a href="#">Radeon R9 M275X / M375</a>	1574	877	NA	NA
<a href="#">Radeon R9 M280X</a>	813	1225	NA	NA
<a href="#">Radeon R9 M290X</a>	3262	525	NA	NA
<a href="#">Radeon R9 M295X</a>	5150	379	<a href="#">3.55</a>	<a href="#">\$1,449.00*</a>
<a href="#">Radeon R9 M360</a>	1836	802	NA	NA
<a href="#">Radeon R9 M365X</a>	1481	916	NA	NA
<a href="#">Radeon R9 M370X</a>	1544	889	<a href="#">1.74</a>	<a href="#">\$889.00*</a>
<a href="#">Radeon R9 M375</a>	979	1107	NA	NA
<a href="#">Radeon R9 M375X</a>	1741	823	NA	NA
<a href="#">Radeon R9 M380</a>	2762	581	NA	NA
<a href="#">Radeon R9 M385</a>	2060	731	NA	NA

Videocard Name	Passmark G3D Mark (higher is better)	Rank (lower is better)	Videocard Value (higher is better)	Price (USD)
<a href="#">Radeon R9 M385X</a>	1993	749	NA	NA
<a href="#">Radeon R9 M390X</a>	3597	492	NA	NA
<a href="#">Radeon R9 M395</a>	5023	388	NA	NA
<a href="#">Radeon R9 M395X</a>	5194	376	NA	NA
<a href="#">Radeon R9 M470</a>	2330	666	NA	NA
<a href="#">Radeon R9 M470X</a>	3244	528	NA	NA
<a href="#">Radeon R9 M485X</a>	3660	483	NA	NA
<a href="#">Radeon RX590 GME</a>	8560	234	NA	NA
<a href="#">Radeon RX 460</a>	4101	447	<a href="#">24.59</a>	<a href="#">\$166.81*</a>
<a href="#">Radeon RX 470/570</a>	8023	249	<a href="#">20.63</a>	<a href="#">\$388.99*</a>
<a href="#">Radeon RX 480</a>	8631	231	<a href="#">25.39</a>	<a href="#">\$339.99*</a>
<a href="#">Radeon RX 540</a>	1858	794	NA	NA
<a href="#">Radeon RX 550</a>	2712	592	<a href="#">16.32</a>	<a href="#">\$166.26</a>
<a href="#">Radeon RX 550X</a>	2255	689	NA	NA
<a href="#">Radeon RX 560</a>	3645	486	<a href="#">18.16</a>	<a href="#">\$200.69</a>
<a href="#">Radeon RX 560X</a>	3196	534	NA	NA
<a href="#">Radeon RX 570X</a>	1923	774	<a href="#">12.57</a>	<a href="#">\$153.01*</a>
<a href="#">Radeon RX 580</a>	8880	225	<a href="#">49.34</a>	<a href="#">\$179.99*</a>
<a href="#">Radeon RX 580 2048SP</a>	7711	264	NA	NA
<a href="#">Radeon RX 580X</a>	7798	262	NA	NA
<a href="#">Radeon RX 590</a>	9462	208	<a href="#">17.20</a>	<a href="#">\$549.99*</a>
<a href="#">Radeon RX 640</a>	1950	765	NA	NA
<a href="#">Radeon RX 5300</a>	7627	267	NA	NA
<a href="#">Radeon RX 5300M</a>	4307	436	NA	NA
<a href="#">Radeon RX 5500</a>	8801	226	NA	NA
<a href="#">Radeon RX 5500 XT</a>	9163	215	<a href="#">50.55</a>	<a href="#">\$181.29*</a>
<a href="#">Radeon RX 5500M</a>	5483	348	NA	NA
Videocard Name	Passmark G3D Mark (higher is better)	Rank (lower is better)	Videocard Value (higher is better)	Price (USD)
<a href="#">Radeon RX 5600</a>	11532	171	NA	NA
<a href="#">Radeon RX 5600 OEM</a>	11959	164	NA	NA
<a href="#">Radeon RX 5600 XT</a>	13687	129	<a href="#">25.12</a>	<a href="#">\$545.00*</a>
<a href="#">Radeon RX 5600M</a>	8652	229	NA	NA
<a href="#">Radeon RX 5700</a>	14500	118	<a href="#">46.78</a>	<a href="#">\$309.99*</a>



Videocard Name	Passmark G3D Mark (higher is better)	Rank (lower is better)	Videocard Value (higher is better)	Price (USD)
<a href="#">Radeon RX 5700 XT</a>	16669	83	<a href="#">38.16</a>	<a href="#">\$436.85*</a>
<a href="#">Radeon RX 5700 XT 50th Anniversary</a>	16603	84	NA	NA
<a href="#">Radeon RX 6300</a>	5866	330	NA	NA
<a href="#">Radeon RX 6400</a>	7542	270	<a href="#">47.44</a>	<a href="#">\$159.00</a>
<a href="#">Radeon RX 6500</a>	7843	260	NA	NA
<a href="#">Radeon RX 6500 XT</a>	9514	207	<a href="#">50.08</a>	<a href="#">\$189.99</a>
<a href="#">Radeon RX 6500M</a>	7852	259	NA	NA
<a href="#">Radeon RX 6550M</a>	8916	224	NA	NA
<a href="#">Radeon RX 6600</a>	15118	107	<a href="#">45.95</a>	<a href="#">\$329.00*</a>
<a href="#">Radeon RX 6600 XT</a>	16485	87	<a href="#">36.63</a>	<a href="#">\$449.99</a>
<a href="#">Radeon RX 6600M</a>	13595	133	<a href="#">67.98</a>	<a href="#">\$199.99</a>
<a href="#">Radeon RX 6600S</a>	13678	130	NA	NA
<a href="#">Radeon RX 6650 XT</a>	17313	79	<a href="#">41.51</a>	<a href="#">\$417.09</a>
<a href="#">Radeon RX 6650M</a>	14731	112	NA	NA
<a href="#">Radeon RX 6700</a>	18644	68	NA	NA
<a href="#">Radeon RX 6700 XT</a>	19889	55	<a href="#">36.16</a>	<a href="#">\$549.99</a>
<a href="#">Radeon RX 6700M</a>	13399	135	<a href="#">49.63</a>	<a href="#">\$269.99</a>
<a href="#">Radeon RX 6700S</a>	14878	110	NA	NA
<a href="#">Radeon RX 6750 GRE 10GB</a>	20643	47	NA	NA
<a href="#">Radeon RX 6750 GRE 12GB</a>	18912	64	NA	NA
<a href="#">Radeon RX 6750 XT</a>	20785	45	<a href="#">61.14</a>	<a href="#">\$339.99</a>
<a href="#">Radeon RX 6800</a>	22320	38	<a href="#">58.89</a>	<a href="#">\$379.00</a>
<a href="#">Radeon RX 6800 XT</a>	25107	26	<a href="#">30.07</a>	<a href="#">\$834.99</a>
<a href="#">Radeon RX 6800M</a>	13297	140	NA	NA
<a href="#">Radeon RX 6800S</a>	15615	97	NA	NA
<a href="#">Radeon RX 6850M</a>	12274	161	NA	NA
<a href="#">Radeon RX 6850M XT</a>	17640	75	NA	NA
<a href="#">Radeon RX 6900 XT</a>	26858	19	<a href="#">22.80</a>	<a href="#">\$1,177.94</a>
<a href="#">Radeon RX 6950 XT</a>	28331	14	<a href="#">24.68</a>	<a href="#">\$1,148.16</a>
<a href="#">Radeon RX 7600</a>	16252	89	<a href="#">60.20</a>	<a href="#">\$269.99</a>
<a href="#">Radeon RX 7600 XT</a>	17458	78	<a href="#">52.91</a>	<a href="#">\$329.99</a>
<a href="#">Radeon RX 7600M XT</a>	11257	178	NA	NA
<a href="#">Radeon RX 7600S</a>	14018	121	NA	NA
<a href="#">Radeon RX 7700 XT</a>	21709	42	<a href="#">54.28</a>	<a href="#">\$399.99</a>

Videocard Name	Passmark G3D Mark (higher is better)	Rank (lower is better)	Videocard Value (higher is better)	Price (USD)
<a href="#">Radeon RX 7700S</a>	15136	106	NA	NA
<a href="#">Radeon RX 7800 XT</a>	24002	28	<a href="#">48.01</a>	<a href="#">\$499.99</a>
<a href="#">Radeon RX 7900 GRE</a>	26457	22	<a href="#">48.11</a>	<a href="#">\$549.99</a>
<a href="#">Radeon RX 7900 XT</a>	28831	13	<a href="#">41.19</a>	<a href="#">\$699.99</a>
<a href="#">Radeon RX 7900 XTX</a>	30956	6	<a href="#">33.29</a>	<a href="#">\$929.99</a>
<a href="#">Radeon RX 7900M</a>	22380	37	NA	NA
<a href="#">Radeon RX Vega11</a>	1605	867	NA	NA
<a href="#">Radeon RX Vega11 Ryzen 7 3750H</a>	1674	845	NA	NA
<a href="#">Radeon RX Vega11 Ryzen 7 Microsoft Surface Edition</a>	1398	941	NA	NA
<a href="#">Radeon RX Vega 8</a>	1487	913	NA	NA
Videocard Name	Passmark G3D Mark (higher is better)	Rank (lower is better)	Videocard Value (higher is better)	Price (USD)
<a href="#">Radeon RX Vega 10</a>	1640	854	NA	NA
<a href="#">Radeon RX Vega 10 Ryzen 7 3700U</a>	1525	898	NA	NA
<a href="#">Radeon RX Vega 10 Ryzen 7 3750H</a>	1825	807	NA	NA
<a href="#">Radeon RX Vega 10 Ryzen 7 PRO 3700U w/</a>	1569	881	NA	NA
<a href="#">Radeon RX Vega 11</a>	2119	713	<a href="#">2.12</a>	<a href="#">\$1,002.00*</a>
<a href="#">Radeon RX Vega 11 PRD</a>	2401	646	NA	NA
<a href="#">Radeon RX Vega 11 Processor</a>	1822	808	NA	NA
<a href="#">Radeon RX Vega 11 Ryzen 5 3350G</a>	1642	853	NA	NA
<a href="#">Radeon RX Vega 11 Ryzen 5 3400G</a>	2178	704	NA	NA
<a href="#">Radeon RX Vega 11 Ryzen 5 3400GE</a>	2068	727	NA	NA
<a href="#">Radeon RX Vega 56</a>	13304	139	<a href="#">17.67</a>	<a href="#">\$752.99*</a>
<a href="#">Radeon RX Vega 64</a>	14395	119	<a href="#">19.19</a>	<a href="#">\$749.99*</a>
<a href="#">Radeon RX Vega - Renoir Ryzen 3 5300U</a>	2312	671	NA	NA
<a href="#">Radeon RX Vega M GH</a>	6558	300	NA	NA
<a href="#">Radeon RX Vega M GL</a>	3620	491	NA	NA
<a href="#">Radeon RX Vega Ryzen 3 5300U</a>	2334	664	NA	NA
<a href="#">Radeon Ryzen 3 3250U</a>	799	1234	NA	NA
<a href="#">Radeon Ryzen 3 5300U</a>	1569	880	NA	NA
<a href="#">Radeon Ryzen 3 5425U</a>	1534	895	NA	NA
<a href="#">Radeon Ryzen 3 7330U</a>	1488	912	NA	NA
<a href="#">Radeon Ryzen 3 PRO 4355GE</a>	1431	932	NA	NA
<a href="#">Radeon Ryzen 3 PRO 5450U</a>	1776	817	NA	NA

Videocard Name	Passmark G3D Mark (higher is better)	Rank (lower is better)	Videocard Value (higher is better)	Price (USD)
<a href="#"><u>Radeon Ryzen 3 PRO 5475U</u></a>	1383	943	NA	NA
<a href="#"><u>Radeon Ryzen 3 PRO 7330U</u></a>	2016	740	NA	NA
<a href="#"><u>Radeon Ryzen 3 PRO 7335U</u></a>	2133	711	NA	NA
<a href="#"><u>Radeon Ryzen 5 3450U</u></a>	1074	1059	NA	NA
<a href="#"><u>Radeon Ryzen 5 4600GE with Radeon Graphics</u></a>	1792	815	NA	NA
<a href="#"><u>Radeon Ryzen 5 5500GT</u></a>	2769	579	NA	NA
<a href="#"><u>Radeon Ryzen 5 5500U</u></a>	2093	724	NA	NA
<a href="#"><u>Radeon Ryzen 5 5560U</u></a>	2015	741	NA	NA
<a href="#"><u>Radeon Ryzen 5 5600GE</u></a>	2530	621	NA	NA
<a href="#"><u>Radeon Ryzen 5 5600GT</u></a>	2679	598	NA	NA
<a href="#"><u>Radeon Ryzen 5 5600H</u></a>	2415	641	NA	NA
<a href="#"><u>Radeon Ryzen 5 5600U</u></a>	2100	721	NA	NA
<a href="#"><u>Radeon Ryzen 5 5625U</u></a>	2154	706	NA	NA
<a href="#"><u>Radeon Ryzen 5 6600H</u></a>	3928	456	NA	NA
<a href="#"><u>Radeon Ryzen 5 6600HS Creator Edition</u></a>	3655	484	NA	NA
<a href="#"><u>Radeon Ryzen 5 6600U</u></a>	3493	504	NA	NA
<a href="#"><u>Radeon Ryzen 5 7430U</u></a>	2373	653	NA	NA
<a href="#"><u>Radeon Ryzen 5 7530U</u></a>	2230	693	NA	NA
<a href="#"><u>Radeon Ryzen 5 7535HS</u></a>	3906	460	NA	NA
<a href="#"><u>Radeon Ryzen 5 7535U</u></a>	3825	470	NA	NA
<a href="#"><u>Radeon Ryzen 5 7600 6-Core</u></a>	1870	788	NA	NA
<a href="#"><u>Radeon Ryzen 5 7600X 6-Core</u></a>	1736	825	NA	NA
<a href="#"><u>Radeon Ryzen 5 Microsoft Surface Edition</u></a>	2099	722	NA	NA
<a href="#"><u>Radeon Ryzen 5 PRO 4655G</u></a>	2375	652	NA	NA
<a href="#"><u>Radeon Ryzen 5 PRO 4655GE</u></a>	2361	657	NA	NA
<a href="#"><u>Radeon Ryzen 5 PRO 5650G</u></a>	2315	670	NA	NA
<a href="#"><u>Radeon Ryzen 5 PRO 5650GE</u></a>	2294	678	NA	NA
Videocard Name	Passmark G3D Mark (higher is better)	Rank (lower is better)	Videocard Value (higher is better)	Price (USD)
<a href="#"><u>Radeon Ryzen 5 PRO 5675U</u></a>	1911	777	NA	NA
<a href="#"><u>Radeon Ryzen 5 PRO 6650U</u></a>	3652	485	NA	NA
<a href="#"><u>Radeon Ryzen 5 Pro 7535U</u></a>	3525	499	NA	NA
<a href="#"><u>Radeon Ryzen 5 PRO 7645 6-Core</u></a>	1615	865	NA	NA
<a href="#"><u>Radeon Ryzen 7 3700U</u></a>	1433	928	NA	NA

<b>Videocard Name</b>	<b>Passmark G3D Mark (higher is better)</b>	<b>Rank (lower is better)</b>	<b>Videocard Value (higher is better)</b>	<b>Price (USD)</b>
<a href="#"><u>Radeon Ryzen 7 4700G</u></a>	2586	614	NA	NA
<a href="#"><u>Radeon Ryzen 7 4700GE</u></a>	2610	606	NA	NA
<a href="#"><u>Radeon Ryzen 7 4700U</u></a>	2047	734	NA	NA
<a href="#"><u>Radeon Ryzen 7 4800H</u></a>	3643	487	NA	NA
<a href="#"><u>Radeon Ryzen 7 4800HS</u></a>	4190	442	NA	NA
<a href="#"><u>Radeon Ryzen 7 4800U</u></a>	2306	673	NA	NA
<a href="#"><u>Radeon Ryzen 7 5700U</u></a>	2305	674	NA	NA
<a href="#"><u>Radeon Ryzen 7 5800H</u></a>	2822	570	NA	NA
<a href="#"><u>Radeon Ryzen 7 5800HS</u></a>	2586	615	NA	NA
<a href="#"><u>Radeon Ryzen 7 5800U</u></a>	2401	647	NA	NA
<a href="#"><u>Radeon Ryzen 7 5825U</u></a>	2385	650	NA	NA
<a href="#"><u>Radeon Ryzen 7 6800H</u></a>	5330	359	NA	NA
<a href="#"><u>Radeon Ryzen 7 6800HS</u></a>	6228	309	NA	NA
<a href="#"><u>Radeon Ryzen 7 6800HS Creator Edition</u></a>	5425	350	NA	NA
<a href="#"><u>Radeon Ryzen 7 6800U</u></a>	4574	415	NA	NA
<a href="#"><u>Radeon Ryzen 7 7700 8-Core</u></a>	1688	841	NA	NA
<a href="#"><u>Radeon Ryzen 7 7700X 8-Core</u></a>	2229	694	NA	NA
<a href="#"><u>Radeon Ryzen 7 7730U</u></a>	2483	632	NA	NA
<a href="#"><u>Radeon Ryzen 7 7735H</u></a>	5021	389	NA	NA
<a href="#"><u>Radeon Ryzen 7 7735HS</u></a>	5384	352	NA	NA
<a href="#"><u>Radeon Ryzen 7 7735U</u></a>	5225	369	NA	NA
<a href="#"><u>Radeon Ryzen 7 7736U</u></a>	5791	332	NA	NA
<a href="#"><u>Radeon Ryzen 7 7800X3D 8-Core</u></a>	1717	834	NA	NA
<a href="#"><u>Radeon Ryzen 7 Microsoft Surface Edition</u></a>	2294	679	NA	NA
<a href="#"><u>Radeon Ryzen 7 PRO 4750G</u></a>	2596	611	NA	NA
<a href="#"><u>Radeon Ryzen 7 PRO 4750GE</u></a>	2325	668	NA	NA
<a href="#"><u>Radeon Ryzen 7 PRO 4750U</u></a>	2049	733	NA	NA
<a href="#"><u>Radeon Ryzen 7 PRO 5875U</u></a>	1983	753	NA	NA
<a href="#"><u>Radeon Ryzen 7 PRO 6850H</u></a>	5767	333	NA	NA
<a href="#"><u>Radeon Ryzen 7 PRO 6850HS</u></a>	5212	372	NA	NA
<a href="#"><u>Radeon Ryzen 7 PRO 6850U</u></a>	5204	374	NA	NA
<a href="#"><u>Radeon Ryzen 7 PRO 6860Z</u></a>	4594	414	NA	NA
<a href="#"><u>Radeon Ryzen 7 PRO 7730U</u></a>	2364	655	NA	NA
<a href="#"><u>Radeon Ryzen 7 Pro 7735U</u></a>	4460	425	NA	NA

Videocard Name	Passmark G3D Mark (higher is better)	Rank (lower is better)	Videocard Value (higher is better)	Price (USD)
<a href="#">Radeon Ryzen 7 PRO 7745 8-Core</a>	1539	892	NA	NA
<a href="#">Radeon Ryzen 9 4900H</a>	2565	617	NA	NA
<a href="#">Radeon Ryzen 9 5900H</a>	2960	556	NA	NA
<a href="#">Radeon Ryzen 9 6900HS</a>	7384	274	NA	NA
<a href="#">Radeon Ryzen 9 7900 12-Core</a>	2486	631	NA	NA
<a href="#">Radeon Ryzen 9 7900X3D 12-Core</a>	1716	836	NA	NA
<a href="#">Radeon Ryzen 9 7900X 12-Core</a>	2764	580	NA	NA
<a href="#">Radeon Ryzen 9 7950X3D 16-Core</a>	1611	866	NA	NA
<a href="#">Radeon Ryzen 9 7950X 16-Core</a>	4394	431	NA	NA
<a href="#">Radeon Ryzen 9 PRO 6950H</a>	6237	308	NA	NA
Videocard Name	Passmark G3D Mark (higher is better)	Rank (lower is better)	Videocard Value (higher is better)	Price (USD)
<a href="#">Radeon Ryzen 9 PRO 6950HS</a>	4332	434	NA	NA
<a href="#">Radeon Ryzen 9 PRO 7945 12-Core</a>	1731	830	NA	NA
<a href="#">Radeon Ryzen Embedded R2514</a>	1482	915	NA	NA
<a href="#">Radeon Ryzen Embedded R2544</a>	1864	790	NA	NA
<a href="#">Radeon Ryzen Embedded V2516</a>	1527	896	NA	NA
<a href="#">Radeon Ryzen Embedded V2718</a>	1998	747	NA	NA
<a href="#">Radeon Ryzen Embedded V2748</a>	1842	798	NA	NA
<a href="#">Radeon Sky 500</a>	4763	407	NA	NA
<a href="#">Radeon TM R9 A360</a>	2105	717	NA	NA
<a href="#">Radeon VE</a>	2	2522	NA	NA
<a href="#">Radeon Vega 2</a>	506	1570	NA	NA
<a href="#">Radeon Vega 2 Athlon Silver 3050U</a>	544	1524	NA	NA
<a href="#">Radeon Vega 3</a>	890	1170	<a href="#">0.33</a>	<a href="#">\$2,677.99*</a>
<a href="#">Radeon Vega 3 3020e</a>	572	1486	NA	NA
<a href="#">Radeon Vega 3 Athlon 300GE</a>	1044	1072	NA	NA
<a href="#">Radeon Vega 3 Athlon 300U</a>	859	1184	NA	NA
<a href="#">Radeon Vega 3 Athlon 320GE</a>	714	1324	NA	NA
<a href="#">Radeon Vega 3 Athlon 3000G</a>	1007	1089	NA	NA
<a href="#">Radeon Vega 3 Athlon Gold 3150U</a>	597	1448	NA	NA
<a href="#">Radeon Vega 3 Athlon PRO 300GE w/</a>	935	1135	NA	NA
<a href="#">Radeon Vega 3 Athlon Silver 3050e</a>	507	1567	NA	NA
<a href="#">Radeon Vega 3 Athlon Silver 3050U</a>	855	1186	NA	NA

Videocard Name	Passmark G3D Mark (higher is better)	Rank (lower is better)	Videocard Value (higher is better)	Price (USD)
<a href="#">Radeon Vega 3 Mobile</a>	1034	1076	NA	NA
<a href="#">Radeon Vega 3 Ryzen 3 3200U</a>	854	1187	NA	NA
<a href="#">Radeon Vega 3 Ryzen 3 3250U</a>	813	1224	NA	NA
<a href="#">Radeon Vega 3 Ryzen Embedded R1305G</a>	358	1713	NA	NA
<a href="#">Radeon Vega 3 Ryzen Embedded R1505G</a>	736	1303	NA	NA
<a href="#">Radeon Vega 6</a>	1310	962	<a href="#">0.73</a>	<a href="#">\$1,799.99*</a>
<a href="#">Radeon Vega 6 Ryzen 3 3300U</a>	1306	965	NA	NA
<a href="#">Radeon Vega 6 Ryzen 3 3350U</a>	1544	890	NA	NA
<a href="#">Radeon Vega 6 Ryzen 3 PRO 3300U w/</a>	1368	946	NA	NA
<a href="#">Radeon Vega 8</a>	1583	873	<a href="#">12.48</a>	<a href="#">\$126.86*</a>
<a href="#">Radeon Vega 8 Mobile</a>	1424	936	NA	NA
<a href="#">Radeon Vega 8 Ryzen 3 3200G</a>	1930	770	NA	NA
<a href="#">Radeon Vega 8 Ryzen 3 PRO 3200G</a>	1861	793	NA	NA
<a href="#">Radeon Vega 8 Ryzen 3 PRO 3200GE w/</a>	1504	906	NA	NA
<a href="#">Radeon Vega 8 Ryzen 5 3450U</a>	1207	998	NA	NA
<a href="#">Radeon Vega 8 Ryzen 5 3500U</a>	1393	942	NA	NA
<a href="#">Radeon Vega 8 Ryzen 5 3550H</a>	1691	840	NA	NA
<a href="#">Radeon Vega 8 Ryzen 5 PRO 3500U w/</a>	1472	919	NA	NA
<a href="#">Radeon Vega 9</a>	1590	871	NA	NA
<a href="#">Radeon Vega 9 Ryzen 5 3550H</a>	1561	883	NA	NA
<a href="#">Radeon Vega 9 Ryzen 5 Microsoft Surface Edition</a>	1512	903	NA	NA
<a href="#">Radeon Vega 10</a>	1566	882	NA	NA
<a href="#">Radeon Vega 10 Mobile</a>	1490	910	NA	NA
<a href="#">Radeon Vega 10 Ryzen 7 PRO 3700U w/</a>	1657	848	NA	NA
<a href="#">Radeon Vega 11</a>	1834	804	NA	NA
<a href="#">Radeon Vega 11 Ryzen 5 PRO 3350G</a>	2362	656	NA	NA
<a href="#">Radeon Vega 11 Ryzen 5 PRO 3400G</a>	1940	768	NA	NA
Videocard Name	Passmark G3D Mark (higher is better)	Rank (lower is better)	Videocard Value (higher is better)	Price (USD)
<a href="#">Radeon Vega 11 Ryzen 5 PRO 3400GE w/</a>	1901	779	NA	NA
<a href="#">Radeon Vega Frontier Edition</a>	13326	138	<a href="#">7.93</a>	<a href="#">\$1,679.99*</a>
<a href="#">Radeon VII</a>	16690	82	<a href="#">8.78</a>	<a href="#">\$1,899.95*</a>
<a href="#">Radeon with 3 5300U Ryzen 3 5300U</a>	1265	977	NA	NA
<a href="#">RADEON X300SE</a>	38	2270	NA	NA

Videocard Name	Passmark G3D Mark (higher is better)	Rank (lower is better)	Videocard Value (higher is better)	Price (USD)
<u>RADEON X550</u>	50	2217	NA	NA
<u>RADEON X550XT</u>	56	2204	NA	NA
<u>Radeon X550XTX</u>	70	2153	NA	NA
<u>RADEON X600 256MB HyperMemory</u>	56	2203	NA	NA
<u>RADEON X600 PRO</u>	67	2172	<a href="#">0.42</a>	<a href="#">\$160.49*</a>
<u>RADEON X600 SE</u>	49	2225	<a href="#">0.87</a>	<a href="#">\$56.18*</a>
<u>RADEON X600XT</u>	91	2095	NA	NA
<u>RADEON X700</u>	72	2147	NA	NA
<u>RADEON X700 PRO</u>	75	2138	NA	NA
<u>RADEON X700 SE</u>	71	2151	NA	NA
<u>RADEON X800 GT</u>	84	2114	NA	NA
<u>RADEON X800 GTO</u>	114	2024	NA	NA
<u>RADEON X800 PRO</u>	64	2179	NA	NA
<u>RADEON X800 PRO/GTO</u>	73	2144	NA	NA
<u>RADEON X800 SE</u>	129	1977	NA	NA
<u>RADEON X800 XL</u>	69	2161	NA	NA
<u>RADEON X800 XT</u>	97	2079	NA	NA
<u>RADEON X800 XT Platinum Edition</u>	81	2127	NA	NA
<u>RADEON X800GT</u>	79	2133	NA	NA
<u>RADEON X850 PRO</u>	72	2146	NA	NA
<u>RADEON X850 XT</u>	81	2129	NA	NA
<u>RADEON X850 XT Platinum Edition</u>	81	2120	NA	NA
<u>Radeon X1050</u>	49	2224	NA	NA
<u>Radeon X1200</u>	32	2303	NA	NA
<u>Radeon X1250</u>	37	2275	NA	NA
<u>Radeon X1270</u>	31	2308	NA	NA
<u>Radeon X1300</u>	58	2195	<a href="#">0.61</a>	<a href="#">\$95.78*</a>
<u>Radeon X1300 PRO</u>	84	2112	NA	NA
<u>Radeon X1550</u>	66	2176	<a href="#">0.43</a>	<a href="#">\$155.00*</a>
<u>Radeon X1550 64-bit</u>	47	2230	NA	NA
<u>Radeon X1600</u>	49	2222	NA	NA
<u>Radeon X1600 Pro</u>	98	2072	NA	NA
<u>Radeon X1600 Pro / X1300XT</u>	69	2162	NA	NA
<u>Radeon X1600 XT</u>	115	2020	NA	NA

Videocard Name	Passmark G3D Mark (higher is better)	Rank (lower is better)	Videocard Value (higher is better)	Price (USD)
<u>Radeon X1650 GTO</u>	74	2140	NA	NA
<u>Radeon X1650 Pro</u>	84	2109	<a href="#">0.53</a>	<a href="#">\$160.89*</a>
<u>Radeon X1650 SE</u>	71	2152	NA	NA
<u>Radeon X1700 Targa Edition</u>	116	2017	NA	NA
<u>Radeon X1800 GTO</u>	140	1948	NA	NA
<u>Radeon X1900 CrossFire Edition</u>	137	1959	NA	NA
<u>Radeon X1900 GT</u>	145	1938	NA	NA
<u>Radeon X1950 CrossFire Edition</u>	151	1925	NA	NA
<u>Radeon X1950 GT</u>	106	2050	NA	NA
<u>Radeon X1950 Pro</u>	112	2031	NA	NA
Videocard Name	Passmark G3D Mark (higher is better)	Rank (lower is better)	Videocard Value (higher is better)	Price (USD)
<u>RADEON XPRESS 200</u>	29	2314	NA	NA
<u>RADEON XPRESS 200 CROSSFIRE</u>	18	2355	NA	NA
<u>RADEON XPRESS 200M</u>	22	2345	NA	NA
<u>Radeon Xpress 1100</u>	34	2292	NA	NA
<u>Radeon Xpress 1150</u>	29	2313	NA	NA
<u>Radeon Xpress 1200</u>	35	2283	NA	NA
<u>Radeon Xpress 1250</u>	42	2248	NA	NA
<u>Radeon Xpress 1270</u>	26	2324	NA	NA
<u>Radeon Xpress 1300</u>	52	2208	NA	NA
<u>Radeon Xpress 1300M</u>	40	2258	NA	NA
<u>RadeonT 610M</u>	1126	1029	NA	NA
<u>RadeonT 660M Ryzen 5 7535HS</u>	4051	450	NA	NA
<u>RadeonT 680M Ryzen 7 7735HS</u>	5161	378	NA	NA
<u>RadeonT 780M</u>	6990	283	NA	NA
<u>RadeonT RX 6850M XT</u>	13847	124	NA	NA
<u>Rage 128 Pro</u>	1	2531	NA	NA
<u>RAGE 128 PRO AGP 4X TMDS</u>	1	2533	NA	NA
<u>Rage Fury Pro/Xpert 2000 Pro</u>	3	2494	NA	NA
<u>RDPDD Chained DD</u>	135	1964	NA	NA
<u>Red Hat QXL controller</u>	31	2306	NA	NA
<u>RGH Drivers v3</u>	11	2375	NA	NA
<u>RIVA TNT2 Model 64/Model 64 Pro</u>	3	2471	NA	NA



Videocard Name	Passmark G3D Mark (higher is better)	Rank (lower is better)	Videocard Value (higher is better)	Price (USD)
<a href="#">RIVA TNT2/TNT2 Pro</a>	3	2483	NA	NA
<a href="#">RTX 500 Ada Generation Laptop GPU</a>	8163	243	NA	NA
<a href="#">RTX 1000 Ada Generation Laptop GPU</a>	15492	100	NA	NA
<a href="#">RTX 2000 Ada Generation</a>	19138	62	NA	NA
<a href="#">RTX 2000 Ada Generation Laptop GPU</a>	15665	96	NA	NA
<a href="#">RTX 3000 Ada Generation Laptop GPU</a>	15798	95	NA	NA
<a href="#">RTX 3500 Ada Generation Laptop GPU</a>	19976	53	NA	NA
<a href="#">RTX 4000 Ada Generation</a>	25967	23	NA	NA
<a href="#">RTX 4000 Ada Generation Laptop GPU</a>	23313	31	NA	NA
<a href="#">RTX 4000 SFF Ada Generation</a>	20573	48	NA	NA
<a href="#">RTX 4500 Ada Generation</a>	29694	9	NA	NA
<a href="#">RTX 5000 Ada Generation</a>	23617	30	NA	NA
<a href="#">RTX 5000 Ada Generation Laptop GPU</a>	24135	27	NA	NA
<a href="#">RTX 6000 Ada Generation</a>	28116	16	NA	NA
<a href="#">RTX A500 Laptop GPU</a>	6875	288	NA	NA
<a href="#">RTX A1000 6GB Laptop GPU</a>	10165	193	NA	NA
<a href="#">RTX A1000 Embedded GPU</a>	11368	174	NA	NA
<a href="#">RTX A1000 Laptop GPU</a>	9536	205	NA	NA
<a href="#">RTX A2000</a>	13770	127	<a href="#">18.94</a>	<a href="#">\$726.99*</a>
<a href="#">RTX A2000 8GB Laptop GPU</a>	10954	182	NA	NA
<a href="#">RTX A2000 12GB</a>	13721	128	NA	NA
<a href="#">RTX A2000 Laptop GPU</a>	9973	198	NA	NA
<a href="#">RTX A3000 12GB Laptop GPU</a>	14604	115	NA	NA
<a href="#">RTX A3000 Laptop GPU</a>	12520	155	NA	NA
<a href="#">RTX A4000</a>	19421	60	<a href="#">25.90</a>	<a href="#">\$749.99*</a>
<a href="#">RTX A4000 Laptop GPU</a>	15353	104	NA	NA
<a href="#">RTX A4500</a>	21783	41	<a href="#">20.17</a>	<a href="#">\$1,079.99*</a>
Videocard Name	Passmark G3D Mark (higher is better)	Rank (lower is better)	Videocard Value (higher is better)	Price (USD)
<a href="#">RTX A4500 Embedded GPU</a>	6644	297	NA	NA
<a href="#">RTX A4500 Laptop GPU</a>	17511	76	NA	NA
<a href="#">RTX A5000</a>	22883	34	<a href="#">10.26</a>	<a href="#">\$2,229.99*</a>
<a href="#">RTX A5000 Laptop GPU</a>	15961	92	NA	NA
<a href="#">RTX A5500</a>	21122	44	<a href="#">9.73</a>	<a href="#">\$2,169.99*</a>

Videocard Name	Passmark G3D Mark (higher is better)	Rank (lower is better)	Videocard Value (higher is better)	Price (USD)
<a href="#">RTX A5500 Laptop GPU</a>	17471	77	NA	NA
<a href="#">RTX A6000</a>	22833	35	<a href="#">5.56</a>	<a href="#">\$4,109.99*</a>
<a href="#">RTXA5000-6Q</a>	1522	900	NA	NA
<a href="#">RV530 PRO</a>	118	2009	NA	NA
<a href="#">Ryzen3 5300U Ryzen 3 5300U</a>	1268	975	NA	NA
<a href="#">Ryzen 3 4300G with Radeon Graphics</a>	2064	729	NA	NA
<a href="#">Ryzen 3 4300GE with Radeon Graphics</a>	2272	683	NA	NA
<a href="#">Ryzen 3 4300U with Radeon Graphics</a>	1351	952	NA	NA
<a href="#">Ryzen 3 5300G with Radeon Graphics</a>	1949	766	NA	NA
<a href="#">Ryzen 3 5300GE with Radeon Graphics</a>	2062	730	NA	NA
<a href="#">Ryzen 3 5300U with Radeon Graphics</a>	1545	888	NA	NA
<a href="#">Ryzen 3 5400U with Radeon Graphics</a>	1577	874	NA	NA
<a href="#">Ryzen 3 5425U with Radeon Graphics</a>	1677	844	NA	NA
<a href="#">Ryzen 3 7330U with Radeon Graphics</a>	1758	819	NA	NA
<a href="#">Ryzen 3 PRO 4200GE with Radeon Graphics</a>	1748	822	NA	NA
<a href="#">Ryzen 3 PRO 4300U with Radeon Graphics</a>	1542	891	NA	NA
<a href="#">Ryzen 3 Pro 4350G with Radeon Graphics</a>	2142	710	NA	NA
<a href="#">Ryzen 3 PRO 4350GE with Radeon Graphics</a>	1885	784	NA	NA
<a href="#">Ryzen 3 PRO 4450U with Radeon Graphics</a>	1554	884	NA	NA
<a href="#">Ryzen 3 PRO 5350G with Radeon Graphics</a>	2330	667	NA	NA
<a href="#">Ryzen 3 PRO 5350GE with Radeon Graphics</a>	2225	696	NA	NA
<a href="#">Ryzen 3 PRO 5450U with Radeon Graphics</a>	1601	870	NA	NA
<a href="#">Ryzen 3 PRO 5475U with Radeon Graphics</a>	1431	930	NA	NA
<a href="#">Ryzen 3 PRO 7330U with Radeon Graphics</a>	1984	752	NA	NA
<a href="#">Ryzen 5 2500U with Radeon Vega</a>	1503	907	NA	NA
<a href="#">Ryzen 5 4500U with Radeon Graphics</a>	1814	811	NA	NA
<a href="#">Ryzen 5 4600G with Radeon Graphics</a>	2377	651	NA	NA
<a href="#">Ryzen 5 4600H with Radeon Graphics</a>	2214	700	NA	NA
<a href="#">Ryzen 5 4600HS with Radeon Graphics</a>	8370	237	NA	NA
<a href="#">Ryzen 5 4600U with Radeon Graphics</a>	1893	781	NA	NA
<a href="#">Ryzen 5 5500U with Radeon Graphics</a>	2008	744	NA	NA
<a href="#">Ryzen 5 5560U with Radeon Graphics</a>	2114	714	NA	NA
<a href="#">Ryzen 5 5600G with Radeon Graphics</a>	2584	616	NA	NA
<a href="#">Ryzen 5 5600GE with Radeon Graphics</a>	2601	609	NA	NA

Videocard Name	Passmark G3D Mark (higher is better)	Rank (lower is better)	Videocard Value (higher is better)	Price (USD)
<a href="#">Ryzen 5 5600H with Radeon Graphics</a>	2410	644	NA	NA
<a href="#">Ryzen 5 5600U with Radeon Graphics</a>	2181	703	NA	NA
<a href="#">Ryzen 5 5625U with Radeon Graphics</a>	1990	751	NA	NA
<a href="#">Ryzen 5 6600HS Creator Edition</a>	3685	481	NA	NA
<a href="#">Ryzen 5 6600U with Radeon Graphics</a>	3233	530	NA	NA
<a href="#">Ryzen 5 7530U with Radeon Graphics</a>	2355	661	NA	NA
<a href="#">Ryzen 5 7535U with Radeon Graphics</a>	3529	498	NA	NA
<a href="#">Ryzen 5 PRO 4400G with Radeon Graphics</a>	2305	675	NA	NA
<a href="#">Ryzen 5 PRO 4400GE with Radeon Graphics</a>	1441	925	NA	NA
<a href="#">Ryzen 5 PRO 4500U with Radeon Graphics</a>	2007	745	NA	NA
Videocard Name	Passmark G3D Mark (higher is better)	Rank (lower is better)	Videocard Value (higher is better)	Price (USD)
<a href="#">Ryzen 5 Pro 4650G with Radeon Graphics</a>	2400	648	NA	NA
<a href="#">Ryzen 5 PRO 4650GE with Radeon Graphics</a>	2100	720	NA	NA
<a href="#">Ryzen 5 PRO 4650U with Radeon Graphics</a>	1726	833	NA	NA
<a href="#">Ryzen 5 PRO 5650G with Radeon Graphics</a>	2500	628	NA	NA
<a href="#">Ryzen 5 PRO 5650GE with Radeon Graphics</a>	2458	635	NA	NA
<a href="#">Ryzen 5 PRO 5650U with Radeon Graphics</a>	2046	735	NA	NA
<a href="#">Ryzen 5 PRO 5675U with Radeon Graphics</a>	1732	829	NA	NA
<a href="#">Ryzen 5 PRO 6650U</a>	3519	501	NA	NA
<a href="#">Ryzen 5 PRO 6650U with Radeon Graphics</a>	3575	494	NA	NA
<a href="#">Ryzen 5 PRO 7530U with Radeon Graphics</a>	1994	748	NA	NA
<a href="#">Ryzen 7 2700U with Radeon Vega</a>	1617	862	NA	NA
<a href="#">Ryzen 7 4700G with Radeon Graphics</a>	2186	702	NA	NA
<a href="#">Ryzen 7 4700GE with Radeon Graphics</a>	2496	630	NA	NA
<a href="#">Ryzen 7 4700U with Radeon Graphics</a>	2034	736	NA	NA
<a href="#">Ryzen 7 4800H with Radeon Graphics</a>	2113	715	NA	NA
<a href="#">Ryzen 7 4800U with Radeon Graphics</a>	2343	662	NA	NA
<a href="#">Ryzen 7 5700G with Radeon Graphics</a>	2793	576	NA	NA
<a href="#">Ryzen 7 5700GE with Radeon Graphics</a>	2656	601	NA	NA
<a href="#">Ryzen 7 5700U with Radeon Graphics</a>	2247	690	NA	NA
<a href="#">Ryzen 7 5800H with Radeon Graphics</a>	2747	582	NA	NA
<a href="#">Ryzen 7 5800HS with Radeon Graphics</a>	3213	532	NA	NA
<a href="#">Ryzen 7 5800U with Radeon Graphics</a>	2358	660	NA	NA

Videocard Name	Passmark G3D Mark (higher is better)	Rank (lower is better)	Videocard Value (higher is better)	Price (USD)
<a href="#">Ryzen 7 5825U with Radeon Graphics</a>	2318	669	NA	NA
<a href="#">Ryzen 7 6800H</a>	5247	367	NA	NA
<a href="#">Ryzen 7 6800H with Radeon Graphics</a>	4921	395	NA	NA
<a href="#">Ryzen 7 6800HS</a>	5237	368	NA	NA
<a href="#">Ryzen 7 6800HS Creator Edition</a>	5345	356	NA	NA
<a href="#">Ryzen 7 6800HS with Radeon Graphics</a>	6867	290	NA	NA
<a href="#">Ryzen 7 6800U</a>	5006	390	NA	NA
<a href="#">Ryzen 7 6800U with Radeon Graphics</a>	4844	398	NA	NA
<a href="#">Ryzen 7 7730U with Radeon Graphics</a>	2399	649	NA	NA
<a href="#">Ryzen 7 7735HS with Radeon Graphics</a>	5306	362	NA	NA
<a href="#">Ryzen 7 Extreme Edition</a>	2226	695	NA	NA
<a href="#">Ryzen 7 Pro 4750G with Radeon Graphics</a>	2681	597	NA	NA
<a href="#">Ryzen 7 PRO 4750GE with Radeon Graphics</a>	2549	618	NA	NA
<a href="#">Ryzen 7 PRO 4750U with Radeon Graphics</a>	2029	737	NA	NA
<a href="#">Ryzen 7 PRO 5750G with Radeon Graphics</a>	2448	637	NA	NA
<a href="#">Ryzen 7 PRO 5750GE with Radeon Graphics</a>	2527	623	NA	NA
<a href="#">Ryzen 7 PRO 5850U with Radeon Graphics</a>	2272	682	NA	NA
<a href="#">Ryzen 7 PRO 5875U with Radeon Graphics</a>	2067	728	NA	NA
<a href="#">Ryzen 7 PRO 6850HS with Radeon Graphics</a>	3736	474	NA	NA
<a href="#">Ryzen 7 PRO 6850U</a>	5580	340	NA	NA
<a href="#">Ryzen 7 PRO 6850U with Radeon Graphics</a>	5042	386	NA	NA
<a href="#">Ryzen 7 PRO 6860Z</a>	5076	381	NA	NA
<a href="#">Ryzen 7 PRO 6860Z with Radeon Graphics</a>	4788	403	NA	NA
<a href="#">Ryzen 7 PRO 7730U with Radeon Graphics</a>	2634	604	NA	NA
<a href="#">Ryzen 9 4900HS with Radeon Graphics</a>	7418	273	NA	NA
<a href="#">Ryzen 9 5900HS with Radeon Graphics</a>	5570	341	NA	NA
<a href="#">Ryzen 9 5900HX with Radeon Graphics</a>	2893	561	NA	NA
Videocard Name	Passmark G3D Mark (higher is better)	Rank (lower is better)	Videocard Value (higher is better)	Price (USD)
<a href="#">Ryzen 9 6900HS</a>	8005	251	NA	NA
<a href="#">Ryzen 9 6900HS with Radeon Graphics</a>	6331	306	NA	NA
<a href="#">Ryzen 9 6900HX with Radeon Graphics</a>	5344	357	NA	NA
<a href="#">Ryzen 9 PRO 6950H</a>	5758	334	NA	NA
<a href="#">Ryzen 9 PRO 6950HS with Radeon Graphics</a>	5067	382	NA	NA

Videocard Name	Passmark G3D Mark (higher is better)	Rank (lower is better)	Videocard Value (higher is better)	Price (USD)
<a href="#">S3 5400EW</a>	146	1936	NA	NA
<a href="#">S3 Chrome 430 ULP</a>	39	2264	NA	NA
<a href="#">S3 Chrome S25 DDR2</a>	18	2352	NA	NA
<a href="#">S3 Chrome S27 DDR3</a>	33	2295	NA	NA
<a href="#">S3 Inc. Savage4</a>	3	2492	NA	NA
<a href="#">S3 ProSavageDDR</a>	1	2530	NA	NA
<a href="#">S3 SuperSavage/IXC 1014</a>	1	2524	NA	NA
<a href="#">SAPPHIRE RADEON 9000 ATLANTIS PRO</a>	5	2428	NA	NA
<a href="#">SAPPHIRE RADEON 9600 ATLANTIS</a>	47	2232	NA	NA
<a href="#">Sapphire RADEON X800 GT</a>	112	2034	NA	NA
<a href="#">SAPPHIRE Radeon X1550</a>	61	2186	NA	NA
<a href="#">Seria Mobility Radeon HD 3400</a>	124	1988	NA	NA
<a href="#">Seria Radeon HD 7700</a>	1603	869	NA	NA
<a href="#">SUMO 964A</a>	497	1578	NA	NA
<a href="#">SUMO 9640</a>	650	1382	NA	NA
<a href="#">SUMO 9644</a>	465	1613	NA	NA
<a href="#">Surface Duo Adreno 640 GPU</a>	592	1456	NA	NA
<a href="#">T400</a>	3629	489	<a href="#">20.17</a>	<a href="#">\$179.99*</a>
<a href="#">T400 4GB</a>	3724	476	NA	NA
<a href="#">T500</a>	3710	478	NA	NA
<a href="#">T550 Laptop GPU</a>	4844	399	NA	NA
<a href="#">T600</a>	6464	302	<a href="#">26.94</a>	<a href="#">\$239.99*</a>
<a href="#">T600 Laptop GPU</a>	7045	281	NA	NA
<a href="#">T1000</a>	7672	265	<a href="#">17.09</a>	<a href="#">\$449.00</a>
<a href="#">T1000 8GB</a>	7634	266	NA	NA
<a href="#">T1200 Laptop GPU</a>	7820	261	NA	NA
<a href="#">TENSOR 1.0 Driver Intel HD 630</a>	1299	968	NA	NA
<a href="#">Tesla C2050</a>	3175	537	<a href="#">11.76</a>	<a href="#">\$269.99*</a>
<a href="#">Tesla C2050 / C2070</a>	3428	511	NA	NA
<a href="#">Tesla C2070</a>	2839	567	<a href="#">4.70</a>	<a href="#">\$604.00*</a>
<a href="#">Tesla C2075</a>	3016	551	<a href="#">4.67</a>	<a href="#">\$646.00*</a>
<a href="#">Tesla K20m</a>	4432	428	NA	NA
<a href="#">Tesla K20Xm</a>	2917	558	NA	NA
<a href="#">Tesla K40c</a>	4494	422	NA	NA

Videocard Name	Passmark G3D Mark (higher is better)	Rank (lower is better)	Videocard Value (higher is better)	Price (USD)
<u>Tesla K40m</u>	3281	522	NA	NA
<u>Tesla K80</u>	6210	311	<a href="#">10.46</a>	<a href="#">\$593.95*</a>
<u>Tesla M6</u>	5935	325	<a href="#">29.83</a>	<a href="#">\$199.00*</a>
<u>Tesla M10</u>	3171	538	<a href="#">1.18</a>	<a href="#">\$2,695.00*</a>
<u>Tesla M40</u>	10182	191	<a href="#">16.97</a>	<a href="#">\$600.00*</a>
<u>Tesla M40 24GB</u>	10474	187	NA	NA
<u>Tesla M60</u>	7927	254	<a href="#">10.06</a>	<a href="#">\$787.90*</a>
<u>Tesla M2070-Q</u>	1305	966	NA	NA
<u>Tesla P4</u>	8767	227	NA	NA
<u>Tesla P40</u>	12677	150	NA	NA
Videocard Name	Passmark G3D Mark (higher is better)	Rank (lower is better)	Videocard Value (higher is better)	Price (USD)
<u>Tesla P100-PCIE-16GB</u>	7225	278	NA	NA
<u>Tesla T4</u>	10908	183	<a href="#">2.47</a>	<a href="#">\$4,420.46*</a>
<u>Tesla T10</u>	12650	151	NA	NA
<u>Tesla V100-PCIE-16GB</u>	12632	152	NA	NA
<u>TITAN RTX</u>	19985	52	<a href="#">8.00</a>	<a href="#">\$2,499.00*</a>
<u>TITAN V</u>	19883	56	<a href="#">9.94</a>	<a href="#">\$1,999.99*</a>
<u>TITAN V CEO Edition</u>	16987	81	NA	NA
<u>TITAN Xp COLLECTORS EDITION</u>	19042	63	NA	NA
<u>TRINITY DEVASTATOR MOBILE</u>	699	1338	NA	NA
<u>TRINITY SCRAPPER MOBILE</u>	498	1577	NA	NA
<u>V9560XT</u>	6	2404	NA	NA
<u>Vanta/Vanta LT</u>	3	2496	NA	NA
<u>VIA Chrome9 HC3 IGP</u>	2	2507	NA	NA
<u>VIA Chrome9 HC IGP</u>	4	2457	NA	NA
<u>VIA Chrome9 HC IGP Family</u>	3	2469	NA	NA
<u>VIA Chrome9 HC IGP Family WDDM</u>	3	2481	NA	NA
<u>VIA Chrome9 HC IGP Prerelease WDDM 1.1</u>	2	2520	NA	NA
<u>VIA Chrome9 HC IGP WDDM</u>	2	2503	NA	NA
<u>VIA Chrome9 HC IGP WDDM 1.1</u>	3	2485	NA	NA
<u>VIA Chrome9 HCM IGP</u>	1	2528	NA	NA
<u>VIA Chrome9 HD IGP</u>	9	2380	NA	NA
<u>VIA/S3G C-645/640 GPU</u>	132	1973	NA	NA

Videocard Name	Passmark G3D Mark (higher is better)	Rank (lower is better)	Videocard Value (higher is better)	Price (USD)
<a href="#">VIA/S3G Chrome 645/640 GPU</a>	109	2046	NA	NA
<a href="#">VIA/S3G DeltaChrome IGP</a>	3	2487	NA	NA
<a href="#">VIA/S3G KM400/KN400</a>	4	2463	NA	NA
<a href="#">VIA/S3G UniChrome IGP</a>	4	2458	NA	NA
<a href="#">VIA/S3G UniChrome Pro IGP</a>	4	2443	NA	NA
<a href="#">VIA/S3G UniChromell</a>	5	2412	NA	NA
<a href="#">VisionTek Radeon 7000</a>	1	2525	NA	NA
<a href="#">WinFast A250 LE</a>	4	2438	NA	NA
<a href="#">Winsta0\Default</a>	4124	445	NA	NA
<a href="#">Xabre</a>	5	2429	NA	NA
<a href="#">XGI Volari Family v1.13.23.D_V</a>	4	2448	NA	NA
<a href="#">ZX C-1080</a>	351	1720	NA	NA
<a href="#">ZX Chrome 645/640 GPU</a>	147	1935	NA	NA

\* - Last price seen from our affiliates.

## [Software](#)

[BurnInTest](#)  
[PerformanceTest](#)  
[OSForensics](#)  
[MemTest86](#)  
[WirelessMon](#)  
[Management Console](#)  
[Zoom Search Engine](#)  
[Free Software](#)

## [Hardware](#)

[USB3.0 Loopback Plugs](#)  
[USB2.0 Loopback Plugs](#)  
[PCIe Test Cards](#)  
[USB Power Delivery Tester](#)  
[Serial and Parallel Loopback Plugs](#)  
[USB Short Circuit Testers](#)

## [Benchmarks](#)

[CPU Benchmarks](#)  
[Video Card Benchmarks](#)  
[Hard Drive Benchmarks](#)  
[RAM Benchmarks](#)  
[PC Systems Benchmarks](#)  
[Software Marketshare](#)  
[Database Benchmarks](#)  
[Android Benchmarks](#)  
[iOS Benchmarks](#)  
[Internet Bandwidth](#)

## [About Us](#)

[Company](#)  
[Contact Us](#)  
[The Press Room](#)

## [Services](#)

[Store](#)  
[Support](#)  
[Forums](#)

## [International](#)

[Disclaimer](#)  
[Refunds](#)  
[Privacy](#)

Social 

